



# Iowa Prison Industries

Division of the Department of Corrections

## SIGN CATALOG



406 North High Street  
Anamosa, IA 52205

Phone: 1-800-332-7922

Fax: 1-800-741-0390

E-mail: [ipicustomerservice@iowa.gov](mailto:ipicustomerservice@iowa.gov)

This catalog contains just a few of the signs manufactured at Iowa Prison Industries - Please contact Customer Service for any additional MUTCD or custom signs that you need.

## ***Dear Valued Customer:***

We are pleased to present you with our newest *Sign Selector*, developed from decades of experience as your signage provider. It contains more than 2000 products, from high-quality signs to many items you will find useful in your own signage operations. These pages will serve you well when determining your signage needs.

Iowa Prison Industries receives no taxpayer appropriations, which means our future as *Iowa's largest sign supplier* depends on your satisfaction.

Our purpose, in the words of our Mission Statement, is to *employ staff and offenders who are dedicated to providing exceptional service, reasonable prices, and quality products*. Iowa Prison Industries is the largest rehabilitative program within the Iowa Department of Corrections. We use the business model to teach offenders marketable job skills, employing the latest techniques and modern equipment, with the ultimate goal of returning them to society as honest citizens. Offenders who complete our programs have a lower return-to-prison rate than those who do not. With you as our partner, we will continue to meet this vital commitment.

Please continue to use our products and provide us with the valuable input necessary for us to meet your needs. We anticipate a bright future working with you as we strive to meet our goals of providing you with a quality product that will improve the safety of our customers.



**Luke Fowler**  
Production Coordinator



**Jared Ash**  
Senior Technician



**Wayne Leytem**  
Technician

## *About Iowa Prison Industries*

Iowa Prison Industries (IPI) is the work arm of the Iowa Department of Corrections and consists of manufacturing, farming and private sector work programs. Each business is 100% self-funding and, since 1996, has returned over \$10 million in revenue to the General Fund for education, taxes, family support and room and board.

Additionally, IPI manages the Federal surplus operations and supervises approximately 100 offenders in move and install activities around the state. IPI farms are located around the state and employ offenders in various farm activities such as row crop and livestock work programs.

Private Sector Work Programs are available to offenders that are scheduled for release in three years or less. This special program operates under the Bureau of Justice, PIE Program and allows private companies to employ offenders in various work programs.

In total, IPI employs over 700 offenders daily in one of our work programs, accounting for over 1 million hours of inmate work training in the course of a year.

Iowa Prison Industries has an Advisory Board consisting of private citizens representing banking, education, agriculture, labor, voc-education and one member of the parole board. Board meetings are held quarterly. The public is welcome to attend any meeting to better understand how they might play a role in inmate rehabilitation.

Iowa Prison Industries may produce and sell products to any tax-supported institution or governmental subdivision in any level of government which includes the state, county, city, or school corporation.

Iowa Prison Industries may sell products to employees of those entities, nonprofit organizations including parochial schools, churches, or fraternal organizations, nonprofit health care facilities serving Medicaid or social security patients.



# TABLE OF CONTENTS

## MUTCD Items

### Regulatory Signs and Plaques

a) Stop and Yield Signs and Plaques.....	8
b) Movement Prohibition and Lane Control Signs and Plaques .....	8-9
c) Center and Reversible Lane Control Signs and Plaques.....	10
d) Jughandle Regulatory Signs.....	10-11
e) Passing, Keep Right, and Slow Traffic Signs.....	11-12
f) Selective Exclusion Signs .....	12-13
g) ONE WAY and Divided Highway Crossing Signs .....	13
h) Roundabout Signs and Plaques .....	14
i) Parking and Standing Signs and Plaques .....	14-16
j) Pedestrian Signs and Plaques.....	16-17
k) Traffic Signal Signs and Plaques.....	17-18
l) Road Closed and Weight Limit Signs .....	18
m) Truck Signs .....	19
n) Headlight Use Signs.....	19
o) Other Regulatory Signs and Symbols .....	20
p) Ramp Metering Signs .....	20
q) Unsignalized Pedestrian Crossing Signs.....	20
r) Speed Limit and Photo Enforcement Signs and Plaques .....	20-21

### Warning Signs and Plaques

a) Horizontal Alignment Signs and Plaques .....	22-23
b) Vertical Grade Signs and Plaques .....	23-24
c) Miscellaneous Warning Signs .....	24-25
d) Roadway and Weather Condition and Advance Traffic Control Signs and Plaques .....	25-27
e) Reduced Speed Limit Ahead Signs.....	27
f) Merging and Passing Signs and Plaques.....	28
g) Intersection Warning Signs and Plaques .....	29
h) Vehicular Traffic Warning Signs and Plaques .....	30
i) Non-Vehicular Warning Signs .....	31
j) Warning Signs and Plaques for Grade Crossings.....	31-32
k) Supplemental Warning Plaques .....	33

## **Temporary Traffic Control Zone Signs and Plaques**

- a) Warning Signs and Plaques.....34-38

## **Object Markers**

- a) Type 1 Object Markers..... 39
- b) Type 2 Object Markers..... 39
- c) Type 3 Object Markers..... 39
- d) Type 4 Object Markers..... 39

## **Conventional Road Guide Signs**

- a) Route Signs ..... 40
- b) Route Sign Auxiliaries ..... 41
- c) Advance Turn and Directional Arrow Auxiliary Signs..... 42
- d) Street Name and Parking Signs..... 43

## **General Information Signs**

- a) General Information and Miscellaneous Information Signs ..... 44
- b) Advance Turn and Directional Arrow Auxiliary Signs for ..... 44  
use with General Information Signs

## **School Area Signs and Plaques**

- a) School Area Signs and Plaques..... 45

## **Traffic Control for Bicycle Facilities**

- a) Regulatory Signs and Plaques for Bicycle Facilities .....46-47
- b) Warning Signs and Plaques and Object Markers for Bicycle Facilities .....47-49
- c) Guide Signs and Plaques for Bicycle Facilities ..... 50

## **Recreational and Cultural Interest Area Symbols**

- a) General..... 51-52
- b) Water Recreation..... 52-53
- c) Services ..... 53-54
- d) Land Recreation ..... 54-55
- e) Winter Recreation ..... 56
- f) Accommodations ..... 56-57

## **DNR Signs**

- a) Public Access Signs .....58-59
- b) Trail Signs .....58-62
- c) Water Trail Signs..... 63-64

**ISI Signs**

a) General ISI Signs ..... 65-72  
b) Public Area Signs ..... 73  
c) No Smoking Signs and Decals ..... 74-75  
d) Weapons Signs and Decals  
    1. Decals ..... 75-76  
    2. Signs ..... 76  
e) Adopt-A-Highway Signs ..... 77

**Type B Interstate Signs**

a) Type B Interstate Signs ..... 78

**APPENDIX A**

Post & Post Assembly Data ..... 79-83

**APPENDIX B**

Hardware ..... 84-86

**APPENDIX C**

Font & Stroke Data ..... 87-90

**APPENDIX D**

Punch & Radius Standards ..... 91-96

**APPENDIX E**

Printed Text Sizing Standards ..... 97

**APPENDIX F**

Decals, Banners, & Inkjet Items ..... 98

**APPENDIX G**

Sheriff Decals ..... 99-100

**APPENDIX H**

Sheeting Information ..... 101

**APPENDIX I**

Letter Visibility Chart ..... 102

Recommended Minimum Letter Height on Street Name Signs ..... 102

**APPENDIX J**

Instructions for Design Requests ..... 103

**APPENDIX K**

Refurbish Information ..... 104

**APPENDIX L**

Barricades ..... 105

**APPENDIX M**

Ordering Information..... 106-108

**INDEX**

MUTCD..... 109-1120  
DNR..... 121-122  
  
ISI ..... 123-126  
ALPHABETICAL ..... 127-143

# Manual on Uniform Traffic Control Devices (MUTCD) 2009 Edition Signs

The first section of our catalog provides a complete listing of the items and their sizes which we produce following the specifications provided in the MUTCD 2009 edition manual from the U.S. Department of Transportation Federal Highway Administration. The MUTCD number as well as the standard sizes available are listed.

Speciality sizes and colors can be substituted upon request but be aware that any substitutions not listed in the catalog may not conform to MUTCD requirements. In addition, unless it is noted in the sign illustration below, "We insert any message here", any special requests may entail additional speciality sign charges.

## Regulatory Sign and Plaques

### Stop and Yield Signs and Plaques



**R1-1**  
30" x 30"  
36" x 36"  
48" x 48"




**R1-3P**  
18" x 6"  
30" x 12"



**R1-2 \***  
30" x 30" x 30"  
36" x 36" x 36"  
48" x 48" x 48"  
60" x 60" x 60"



**R1-2aP**  
24" x 18"  
36" x 30"  
48" x 36"



**R1-10P**  
24" x 18"

*\* Please Note: The 30" x 30" x 30" R1-2 Yield sign size is not recommended and is not returnable.  
\*\* When ordering please note right or left arrow.*

### Movement Prohibition and Lane Control Signs and Plaques



**R3-1**  
24" x 24"  
36" x 36"  
48" x 48"



**R3-2**  
24" x 24"  
36" x 36"  
48" x 48"



**R3-3**  
24" x 24"  
36" x 36"  
48" x 48"



**R3-4**  
24" x 24"  
36" x 36"  
48" x 48"




**R3-5 \*\***  
30" x 36"



*Movement Prohibition and Lane Control Signs and Plaques (cont.)*



R3-5a  
30" x 36"



R3-6 \*\*  
30" x 36"



R3-7 \*\*  
30" x 30"  
36" x 36"



R3-5bP  
30" x 12"



R3-5cP  
24" x 12"



R3-5dP  
30" x 12"



R3-5eP  
30" x 12"



R3-5fP  
30" x 12"



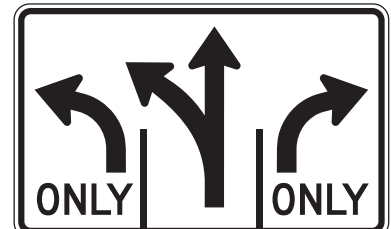
R3-5gP  
30" x 12"



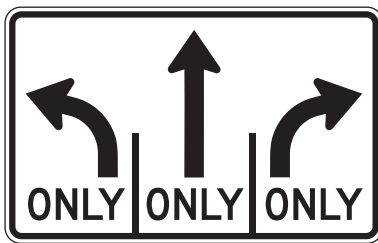
OR



R3-8 \*\*  
Varies x 30"  
Varies x 36"



R3-8a \*\*  
Varies x 30"  
Varies x 36"



R3-8b \*\*  
Varies x 30"  
Varies x 36"



R3-18  
24" x 24"  
36" x 36"  
48" x 48"



R3-20L  
24" x 36"



R3-20R  
24" x 36"



R3-27  
24" x 24"  
36" x 36"  
48" x 48"



R3-33  
78" x 36"

**\*\* When ordering please note right or left.**

*Center and Reversible Lane Control Signs and Plaques*



R3-9a  
30" x 36"



R3-9b  
24" x 36"  
36" x 48"



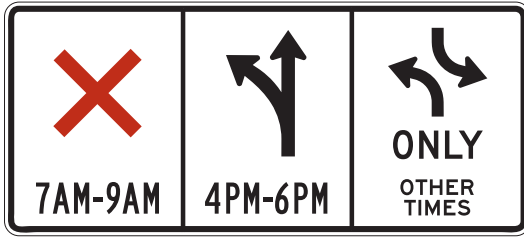
R3-9cP  
30" x 12"



R3-9dP  
30" x 12"



R3-9f  
30" x 42"  
36" x 54"



R3-9e  
108" x 48"



OR



R3-9g  
108" x 36"



OR



R3-9h  
108" x 36"



R3-9i  
108" x 48"

*Jughandle Regulatory Signs*



R3-23 \*\*  
60" x 36"



R3-23a \*\*  
60" x 36"



R3-24 \*\*  
72" x 18"



R3-24a \*\*  
60" x 24"



R3-24b \*\*  
72" x 18"



R3-25 \*\*  
72" x 18"

*When ordering please note right or left.*

*Jughandle Regulatory Signs (cont.)*



R3-25a \*\*  
60" x 24"



R3-25b \*\*  
72" x 18"



R3-26 \*\*  
60" x 24"



R3-26a \*\*  
72" x 18"

*\*\*When ordering please note right or left.*

*Passing, Keep Right, and Slow Traffic Signs*



R4-1  
18" x 24"  
24" x 30"  
36" x 48"  
48" x 60"



R4-2  
18" x 24"  
24" x 30"  
36" x 48"  
48" x 60"



R4-3  
18" x 24"  
24" x 30"  
36" x 48"  
48" x 60"



R4-5  
24" x 30"  
36" x 48"  
48" x 60"



R4-7  
18" x 24"  
24" x 30"  
36" x 48"  
48" x 60"




R4-7a  
18" x 24"  
24" x 30"  
36" x 48"  
48" x 60"



R4-7b  
18" x 24"  
24" x 30"  
36" x 48"  
48" x 60"



R4-7c  
18" x 30"



R4-8  
18" x 24"  
24" x 30"  
36" x 48"  
48" x 60"



R4-8a  
18" x 24"  
24" x 30"  
36" x 48"  
48" x 60"



R4-8b  
18" x 24"  
24" x 30"  
36" x 48"  
48" x 60"



R4-8c  
18" x 30"

*Passing, Keep Right, and Slow Traffic Signs (cont.)*



R4-9  
18" x 24"  
24" x 30"  
36" x 48"  
48" x 60"



R4-10  
48" x 48"



R4-12  
42" x 24"



R4-13  
42" x 24"



R4-14  
30" x 42"



R4-16  
18" x 24"  
24" x 30"  
36" x 48"  
48" x 60"



R4-17  
18" x 24"  
24" x 30"  
36" x 48"  
48" x 60"



R4-18  
18" x 24"  
24" x 30"  
36" x 48"  
48" x 60"

*Selective Exclusion Signs*



R5-1  
30" x 30"  
36" x 36"  
48" x 48"



R5-1a  
30" x 18"  
36" x 24"  
42" x 30"



R5-2  
24" x 24"  
30" x 30"  
36" x 36"



R5-2a  
24" x 24"  
30" x 30"  
36" x 36"



R5-3  
24" x 24"



R5-4  
24" x 30"  
36" x 48"



R5-5  
24" x 30"  
36" x 48"  
48" x 60"



R5-6  
24" x 24"  
30" x 30"  
36" x 36"  
48" x 48"



R5-7  
30" x 24"  
42" x 24"  
48" x 30"

*Selective Exclusion Signs (cont.)*



R5-8  
30" x 24"  
42" x 24"  
48" x 30"



R5-10a  
30" x 36"



R5-10b  
30" x 18"



R5-11  
30" x 24"



R5-10c  
24" x 12"



R9-3  
18" x 18"  
24" x 24"  
30" x 30"



R9-13  
18" x 18"  
24" x 24"  
30" x 30"



R9-14  
18" x 18"  
24" x 24"  
30" x 30"

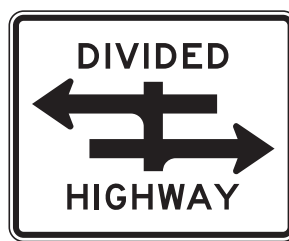
*ONE WAY and Divided Highway Crossing Signs*



R6-1 \*\*  
36" x 12"  
54" x 18"



R6-2 \*\*  
18" x 24"  
24" x 30"  
30" x 36"  
36" x 48"  
48" x 60"



R6-3  
30" x 24"  
36" x 30"



R6-3a  
30" x 24"  
36" x 30"




R6-6  
24" x 30"  
30" x 36"




R6-7  
24" x 30"  
30" x 36"

**\*\* When ordering please note right or left.**


*Roundabout Signs and Plaques*




R6-4  
30" x 24"



R6-4a  
48" x 24"



R6-4b  
60" x 24"



R6-5P  
30" x 30"

*Parking and Standing Signs and Plaques*



R7-1 \*\*  
12" x 18"



R7-2  
12" x 18"



R7-2a  
12" x 18"



R7-3 \*\*  
12" x 18"



R7-4 \*\*  
12" x 18"



R7-5 \*\*  
12" x 18"



R7-6 \*\*  
12" x 18"



R7-7 \*\*  
12" x 18"



R7-8 \*\*  
12" x 18"



R7-8P  
18" x 9"



R7-20  
24" x 18"



R7-21 \*\*  
12" x 18"



R7-21a \*\*  
12" x 18"



R7-22 \*\*  
12" x 18"



R7-23 \*\*  
12" x 18"



R7-23a \*\*  
12" x 18"



R7-107 \*\*  
12" x 18"



R7-108  
12" x 18"

**\*\* When ordering please note right, left, or both.**

Phone: 1-800-332-7922

Fax: 1-800-741-0390

E-mail: [ipicustomerservice@iowa.gov](mailto:ipicustomerservice@iowa.gov)

## Parking and Standing Signs and Plaques (cont.)



R7-107a \*\*  
12" x 30"



R7-200 \*\*  
24" x 18"



R7-200a \*\*  
12" x 30"



or



R7-201P  
12" x 6"



R7-201aP  
12" x 6"

**\*\* When ordering please note right, left, or both.**



R7-202P  
12" x 6"



R7-203  
18" x 24"  
24" x 30"



R8-1  
24" x 30"  
36" x 48"  
48" x 60"



R8-2  
24" x 30"  
36" x 48"  
48" x 60"



R8-3  
12" x 12"  
24" x 24"  
30" x 30"  
36" x 36"  
48" x 48"



R8-3a  
18" x 24"  
24" x 30"  
36" x 36"  
48" x 48"



R8-3bP  
12" x 9"  
24" x 18"  
30" x 24"



R8-3cP  
12" x 9"  
24" x 18"  
30" x 24"



R8-3dP  
12" x 9"  
24" x 18"  
30" x 24"



R8-3eP  
12" x 9"  
30" x 24"



R8-3fP  
12" x 9"  
24" x 18"  
30" x 24"



R8-3gP \*\*  
12" x 9"  
24" x 18"  
30" x 24"



R8-3hP \*\*  
12" x 9"  
24" x 18"  
30" x 24"

*Parking and Standing Signs and Plaques (cont.)*



R8-4  
30" x 24"  
48" x 36"



R8-5  
24" x 30"  
36" x 48"  
48" x 60"



R8-6  
24" x 30"  
36" x 48"  
48" x 60"



R8-7  
30" x 24"  
48" x 36"

*Pedestrian Signs and Plaques*

**\*\* When ordering please note right or left.**



R9-1  
18" x 24"



R9-2  
12" x 18"



R9-3  
18" x 18"  
24" x 24"  
30" x 30"



R9-3a  
12" x 18"



R9-3bP \*\*  
18" x 12"



R9-4  
18" x 18"  
24" x 24"



R9-4a  
12" x 18"  
18" x 24"



R10-1  
12" x 18"



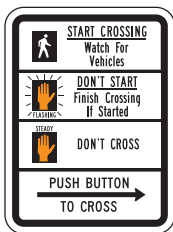
R10-2  
9" x 12"



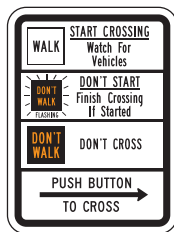
R10-3 \*\*  
9" x 12"



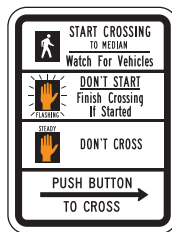
R10-3a \*\*  
9" x 15"



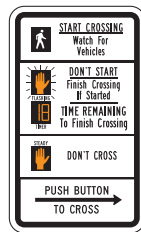
R10-3b \*\*  
9" x 12"



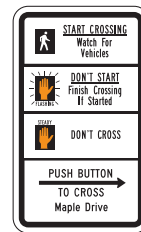
R10-3c \*\*  
9" x 12"



R10-3d \*\*  
9" x 12"



R10-3e \*\*  
9" x 15"



R10-3f \*\*  
9" x 15"



R10-3g \*\*  
9" x 15"



## Pedestrian Signs and Plaques (cont.)



R10-3h \*\*  
9" x 15"



R10-3i \*\*  
9" x 15"




R10-4 \*\*  
9" x 12"



R10-4a \*\*  
9" x 15"



R10-25  
9" x 12"



R10-32P  
9" x 12"

## Traffic Signal Signs and Plaques




R10-5  
24" x 30"  
30" x 36"  
48" x 60"



R10-6  
24" x 36"  
36" x 48"




R10-6a  
24" x 30"  
36" x 42"



R10-7  
24" x 30"



R10-8  
36" x 42"  
60" x 72"




R10-10  
30" x 36"

\*\*



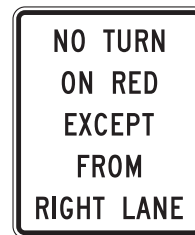
R10-11  
24" x 30"  
36" x 48"



R10-11a  
30" x 36"  
36" x 48"



R10-11b  
36" x 36"



R10-11c  
30" x 42"




R10-11d  
30" x 42"



R10-12  
30" x 36"



R10-13  
42" x 30"



R10-14  
36" x 42"



R10-14a  
60" x 24"

\*\* When ordering please note right or left.


*Traffic Signal Signs and Plaques (cont.)*



R10-15R  
30" x 30"



R10-15L  
30" x 30"



R10-16  
30" x 36"



R10-17a  
36" x 48"



OR



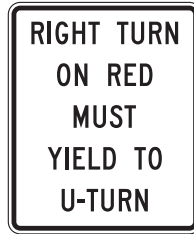
R10-20aP  
24" x 18"  
24" x 24"



R10-23  
24" x 30"



R10-27  
30" x 36"



R10-30  
30" x 36"



R10-31P  
24" x 9"


*Road Closed and Weight Limit Signs*



R11-1  
24" x 30"



R11-2 \*\*  
48" x 30"



R11-3a  
60" x 30"



R11-3b  
60" x 30"



R11-4  
60" x 30"



R12-1  
24" x 30"  
36" x 48"




R12-2  
24" x 30"  
36" x 48"



R12-3  
24" x 36"



R12-4  
36" x 24"



R12-5  
24" x 36" - 3-1/2" HGD  
36" x 48" - 5" HGD  
48" x 60" - 6" HGD

**\*\* Alternate Message: "BRIDGE CLOSED or BRIDGE OUT"**

## Truck Signs



R13-1  
72" x 54"  
96" x 72"  
120" x 90"




R14-1  
24" x 18"



R14-2  
24" x 24"  
30" x 30"  
36" x 36"  
42" x 42"



R14-3  
24" x 24"  
30" x 30"  
36" x 36"  
42" x 42"



R14-4  
30" x 30"  
36" x 36"  
42" x 42"



R14-5  
30" x 30"  
36" x 36"  
42" x 42"

## Headlight Use Signs



R16-5  
24" x 30"  
36" x 48"  
48" x 60"



R16-6  
24" x 30"  
36" x 48"  
48" x 60"



R16-7  
48" x 15"  
72" x 24"  
96" x 30"



R16-8  
30" x 15"  
48" x 24"  
60" x 30"



R16-9  
30" x 15"  
48" x 24"  
60" x 30"

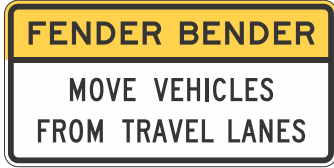


R16-10  
48" x 15"  
72" x 24"  
96" x 30"




R16-11  
48" x 15"  
72" x 24"  
96" x 30"

## Other Regulatory Signs and Symbols



R16-4  
36" x 24"  
48" x 36"  
60" x 48"

## Ramp Metering Signs



R10-28  
24" x 30"



R10-29  
36" x 24"

## Unsignalized Pedestrian Crosswalk Signs



R1-5 \*\*  
36" x 36"



R1-5a \*\*  
36" x 48"



R1-5b \*\*  
36" x 36"



R1-5c \*\*  
36" x 48"



R1-6  
12" x 36"



R1-6a  
12" x 36"



R1-9  
90" x 24"



R1-9a  
90" x 24"

## Speed Limit and Photo Enforcement Signs and Plaques



R2-1  
18" x 24"  
24" x 30"  
30" x 36"  
36" x 48"  
48" x 60"



R2-2P  
24" x 24"  
36" x 36"  
48" x 48"



R2-3P  
24" x 24"  
36" x 36"  
48" x 48"



R2-4P  
24" x 30"  
36" x 48"  
48" x 60"



R2-4a  
24" x 48"  
36" x 72"  
48" x 96"

**\*\* When ordering please note right or left.**

*Speed Limit and Photo Enforcement Signs and Plaques (cont.)*



R2-5P  
24" x 18"



R2-6P  
24" x 18"  
36" x 24"  
48" x 36"




R2-6aP  
24" x 18"  
36" x 24"  
48" x 36"



R2-6bP  
24" x 18"  
36" x 24"  
48" x 36"



R2-10  
24" x 30"  
36" x 48"  
48" x 60"



R2-11  
24" x 30"  
36" x 48"  
48" x 60"



R2-5aP  
24" x 6"



R2-5cP  
24" x 6"



R2-5bP  
24" x 6"

# Warning Signs and Plaques

## Horizontal Alignment Signs and Plaques



**W1-1 \*\***  
30" x 30"  
36" x 36"  
48" x 48"



**W1-1a \*\***  
36" x 36"  
48" x 48"



**W1-2 \*\***  
30" x 30"  
36" x 36"  
48" x 48"



**W1-2a \*\***  
36" x 36"  
48" x 48"



**W1-3 \*\***  
30" x 30"  
36" x 36"  
48" x 48"



**W1-4 \*\***  
30" x 30"  
36" x 36"  
48" x 48"



**W1-5 \*\***  
30" x 30"  
36" x 36"  
48" x 48"



**W1-6**  
48" x 24"  
60" x 30"



**W1-8**  
18" x 24"  
24" x 30"  
30" x 36"  
36" x 48"



**W1-10 \*\***  
36" x 36"  
48" x 48"



**W1-10a \*\***  
36" x 36"  
48" x 48"



**W1-10b \*\***  
36" x 36"  
48" x 48"



**W1-10c \*\***  
36" x 36"  
48" x 48"



**W1-10d \*\***  
36" x 36"  
48" x 48"



**W1-10e \*\***  
36" x 36"  
48" x 48"



**W1-11**  
30" x 30"  
36" x 36"  
48" x 48"



**W1-13**  
36" x 36"  
48" x 48"



**W1-15**  
30" x 30"  
36" x 36"  
48" x 48"



**W13-1P**  
18" x 18"  
24" x 24"  
30" x 30"



**W13-2**  
24" x 30"  
36" x 48"  
48" x 60"

**\*\* When ordering please note right or left.**

Phone: 1-800-332-7922

Fax: 1-800-741-0390

E-mail: [ipicustomerservice@iowa.gov](mailto:ipicustomerservice@iowa.gov)

## Horizontal Alignment Signs and Plaques (cont.)



W13-3  
24" x 30"  
36" x 48"  
48" x 60"



W13-6  
24" x 42"  
36" x 60"  
48" x 84"



W13-7  
24" x 42"  
36" x 60"  
48" x 84"

## Vertical Grade Signs and Plaques



W7-1  
24" x 24"  
30" x 30"  
36" x 36"  
48" x 48"



W7-1a  
24" x 24"  
30" x 30"  
36" x 36"  
48" x 48"



W7-2P  
24" x 18"



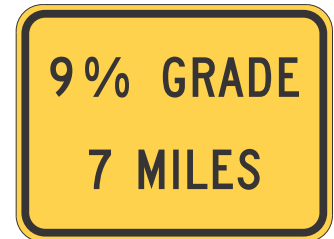
W7-2bP  
24" x 18"



W7-3P  
24" x 18"



W7-3aP  
24" x 18"



W7-3bP  
24" x 18"



W7-4  
78" x 48"



W7-4b  
78" x 60"



W7-4c  
78" x 60"

*Vertical Grade Signs and Plaques (cont.)*



W7-4dP  
24" x 12"



W7-4eP  
24" x 12"



W7-6  
30" x 30"  
36" x 36"  
48" x 48"



W7-4fP  
24" x 12"

*Miscellaneous Warning Signs*



W5-1  
30" x 30"  
36" x 36"  
48" x 48"



W5-2  
30" x 30"  
36" x 36"  
48" x 48"



W5-3  
30" x 30"  
36" x 36"  
48" x 48"



W6-1  
36" x 36"  
48" x 48"



W6-2  
36" x 36"  
48" x 48"



W12-1  
30" x 30"  
36" x 36"



W12-2  
30" x 30"  
36" x 36"  
48" x 48"



W12-2a  
78" x 24"



W14-1  
24" x 24"  
30" x 30"  
36" x 36"  
48" x 48"



Miscellaneous Warning Signs (cont.)



W14-1a \*\*  
36" x 8"



W14-2a \*\*  
36" x 8"



W14-2  
24" x 24"  
30" x 30"  
36" x 36"  
48" x 48"



W19-1  
144" x 48"



W19-2  
144" x 48"



W19-4  
48" x 48"



W19-5  
90" x 48"



W19-3  
48" x 48"

Roadway and Weather Condition and Advance Traffic Control Signs and Plaques



W3-1  
30" x 30"  
48" x 48"



W3-2  
30" x 30"  
48" x 48"



W3-3  
30" x 30"  
48" x 48"



W3-4  
30" x 30"  
36" x 36"  
48" x 48"



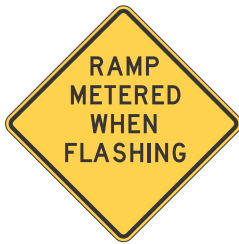
W3-6  
36" x 36"  
48" x 48"  
60" x 60"

\*\* When ordering please note right or left.

*Roadway and Weather Condition and Advance Traffic Control Signs and Plaques (cont.)*



W3-7  
36" x 36"



W3-8  
36" x 36"



W8-1  
24" x 24"  
30" x 30"  
36" x 36"  
48" x 48"



W8-2  
24" x 24"  
30" x 30"  
36" x 36"  
48" x 48"



W8-3  
30" x 30"  
36" x 36"  
48" x 48"



W8-4  
24" x 24"  
36" x 36"  
48" x 48"



W8-5  
24" x 24"  
30" x 30"  
36" x 36"  
48" x 48"



W8-5P  
24" x 18"  
30" x 24"  
36" x 30"



W8-5aP  
24" x 12"  
30" x 18"



W8-5bP  
24" x 18"  
30" x 24"  
36" x 30"



W8-5cP  
24" x 18"  
30" x 24"  
36" x 30"



W8-7  
24" x 24"  
36" x 36"  
48" x 48"



W8-8  
24" x 24"  
36" x 36"  
48" x 48"



W8-9  
24" x 24"  
36" x 36"  
48" x 48"



W8-11  
36" x 36"  
48" x 48"



W8-12  
36" x 36"  
48" x 48"



W8-13  
24" x 24"  
36" x 36"  
48" x 48"




W8-14  
24" x 24"  
36" x 36"  
48" x 48"

Roadway and Weather Condition and Advance Traffic Control Signs and Plaques (cont.)



W8-15  
24" x 24"  
30" x 30"  
36" x 36"  
48" x 48"



W8-15P  
24" x 18"  
30" x 24"  
36" x 30"



W8-16  
24" x 24"  
30" x 30"  
36" x 36"  
48" x 48"



W8-17  
24" x 24"  
30" x 30"  
36" x 36"  
48" x 48"



W8-17P  
24" x 18"  
30" x 24"  
36" x 30"



W8-18  
24" x 24"  
36" x 36"  
48" x 48"



W8-19  
12" x 72"



W8-21  
24" x 24"  
36" x 36"  
48" x 48"



W8-22  
24" x 24"  
36" x 36"  
48" x 48"



W8-23  
24" x 24"  
36" x 36"  
48" x 48"



W8-25  
24" x 24"  
30" x 30"  
36" x 36"  
48" x 48"



W17-1 **\*\***  
24" x 24"  
30" x 30"  
36" x 36"  
48" x 48"



W23-2  
36" x 36"

Reduced Speed Limit Ahead Signs

**\*\* Can insert "Speed Bump" instead of "Speed Hump".**



W3-5  
36" x 36"  
48" x 48"



W3-5a  
36" x 36"  
48" x 48"

Merging and Passing Signs and Plaques



W4-1 \*\*  
30" x 30"  
36" x 36"  
48" x 48"



W4-2 \*\*  
30" x 30"  
36" x 36"  
48" x 48"



W4-3 \*\*  
30" x 30"  
36" x 36"  
48" x 48"



W4-5 \*\*  
36" x 36"  
48" x 48"



W4-5P  
18" x 24"  
24" x 30"



W4-6 \*\*  
36" x 36"  
48" x 48"



W9-1 \*\*  
30" x 30"  
36" x 36"  
48" x 48"



W9-2 \*\*  
30" x 30"  
36" x 36"  
48" x 48"



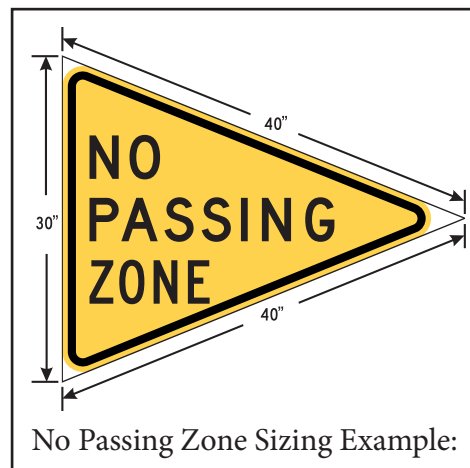
W9-7R  
132" x 72"



W9-7L  
132" x 72"




W14-3  
40" x 40" x 30"  
48" x 48" x 36"  
60" x 60" x 48"



\*\* When ordering please note right or left.

## Intersection Warning Signs and Plaques



W1-7  
48" x 24"  
60" x 30"



W2-1  
24" x 24"  
30" x 30"  
36" x 36"  
48" x 48"



W2-2  
24" x 24"  
30" x 30"  
36" x 36"  
48" x 48"



W2-3 \*\*  
24" x 24"  
30" x 30"  
36" x 36"  
48" x 48"



W2-4  
24" x 24"  
30" x 30"  
36" x 36"  
48" x 48"



W2-5  
24" x 24"  
30" x 30"  
36" x 36"  
48" x 48"



W2-6  
24" x 24"  
30" x 30"  
36" x 36"  
48" x 48"



W2-7L  
24" x 24"  
30" x 30"  
36" x 36"  
48" x 48"



W2-7R  
24" x 24"  
30" x 30"  
36" x 36"  
48" x 48"



W2-8 \*\*  
24" x 24"  
30" x 30"  
36" x 36"  
48" x 48"



W16-17P  
24" x 12"



W16-12P  
24" x 18"



W4-4P  
24" x 12"  
36" x 18"  
48" x 24"



W4-4aP \*\*  
24" x 12"  
36" x 18"  
48" x 24"



W4-4bP  
24" x 12"  
36" x 18"  
48" x 24"



W25-1  
24" x 30"



W25-2  
24" x 30"

\*\* When ordering please note right or left.

*Vehicular Traffic Warning Signs and Plaques*



**W8-6**  
24" x 24"  
36" x 36"  
48" x 48"



**W11-1**  
24" x 24"  
30" x 30"  
36" x 36"  
48" x 48"



**W11-5**  
24" x 24"  
30" x 30"  
36" x 36"  
48" x 48"



**W11-5a**  
24" x 24"  
30" x 30"  
36" x 36"  
48" x 48"



**W11-8**  
24" x 24"  
30" x 30"  
36" x 36"  
48" x 48"



**W11-10**  
24" x 24"  
30" x 30"  
36" x 36"  
48" x 48"



**W11-11**  
24" x 24"  
30" x 30"  
36" x 36"  
48" x 48"



**W11-12P**  
36" x 30"



**W11-14**  
24" x 24"  
30" x 30"  
36" x 36"  
48" x 48"



**W11-15**  
24" x 24"  
30" x 30"  
36" x 36"  
48" x 48"



**W11-15a**  
24" x 24"  
30" x 30"  
36" x 36"  
48" x 48"



**W11-15P**  
24" x 18"  
30" x 24"  
36" x 30"

## Non-Vehicular Warning Signs



**W11-2**  
24" x 24"  
30" x 30"  
36" x 36"  
48" x 48"



**W11-3**  
24" x 24"  
30" x 30"  
36" x 36"  
48" x 48"



**W11-4**  
24" x 24"  
30" x 30"  
36" x 36"  
48" x 48"



**W11-6**  
24" x 24"  
30" x 30"  
36" x 36"  
48" x 48"



**W11-7**  
24" x 24"  
30" x 30"  
36" x 36"  
48" x 48"



**W11-9**  
30" x 30"  
36" x 36"  
48" x 48"



**W11-16**  
24" x 24"  
30" x 30"  
36" x 36"  
48" x 48"



**W11-17**  
24" x 24"  
30" x 30"  
36" x 36"  
48" x 48"



**W11-18**  
24" x 24"  
30" x 30"  
36" x 36"  
48" x 48"



**W11-19**  
24" x 24"  
30" x 30"  
36" x 36"  
48" x 48"



**W11-20**  
24" x 24"  
30" x 30"  
36" x 36"  
48" x 48"



**W11-21**  
24" x 24"  
30" x 30"  
36" x 36"  
48" x 48"



**W11-22**  
24" x 24"  
30" x 30"  
36" x 36"  
48" x 48"



**W15-1**  
24" x 24"  
30" x 30"  
36" x 36"  
48" x 48"


## Warning Signs and Plaques for Grade Crossings




**W10-1**  
36" dia.  
48" dia.



**W10-1aP**  
24" x 12"




**W10-2**  
36" x 36"  
48" x 48"



**W10-3**  
36" x 36"  
48" x 48"

Warning Signs and Plaques for Grade Crossings (cont.)



W10-4 \*\*  
36" x 36"  
48" x 48"



W10-5  
36" x 36"  
48" x 48"



W10-5P  
30" x 24"



W10-7  
24" x 24"




W10-8  
36" x 36"  
48" x 48"



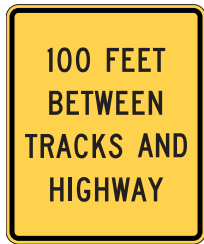
W10-9  
36" x 36"  
48" x 48"



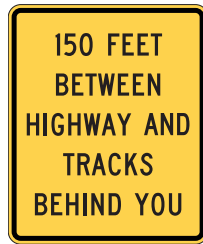
W10-9P  
30" x 24"




W10-11  
36" x 36"  
48" x 48"



W10-11a  
30" x 36"



W10-11b  
30" x 36"



W10-12 \*\*  
36" x 36"  
48" x 48"



W10-13P  
30" x 24"



W10-14P  
30" x 24"



W10-14aP  
30" x 24"



W10-15P  
30" x 24"  
36" x 30"

\*\* When ordering please note right or left.



Supplemental Warning Plaques



W16-1P  
18" x 24"  
24" x 30"



W16-2P  
24" x 18"  
30" x 24"



W16-2aP  
24" x 12"  
30" x 18"



W16-3P  
30" x 24"



W16-3aP  
30" x 12"



W16-4P  
30" x 24"



W16-5P  
24" x 18"



W16-6P \*\*  
24" x 18"



W16-7P  
24" x 12"  
30" x 18" \*\*




W16-8P  
Varies x 8"



W16-8aP  
Varies x 15"



W16-9P  
24" x 12"  
30" x 18"  
36" x 24"  
48" x 36"



W16-10P  
24" x 12"  
36" x 18"  
48" x 24"



W16-10aP  
24" x 18"  
36" x 30"  
48" x 36"



W16-13P  
24" x 18"



W16-15P  
24" x 12"



W16-18P  
24" x 12"

\*\* When ordering please note right or left.

# Temporary Traffic Control Zone Signs and Plaques

## Warning Signs and Plaques

\* Note: Orange is only available in HIP or DGC.



**W1-1 \*\***  
 30" x 30"  
 36" x 36"  
 48" x 48"



**W1-2 \*\***  
 30" x 30"  
 36" x 36"  
 48" x 48"



**W1-3 \*\***  
 30" x 30"  
 36" x 36"  
 48" x 48"



**W1-4 \*\***  
 30" x 30"  
 36" x 36"  
 48" x 48"



**W1-4b \*\***  
 30" x 30"  
 36" x 36"  
 48" x 48"



**W1-4c \*\***  
 30" x 30"  
 36" x 36"  
 48" x 48"



**W1-6**  
 48" x 24"  
 60" x 30"




**W1-8**  
 18" x 24"  
 30" x 36"



**W3-1**  
 30" x 30"  
 36" x 36"  
 48" x 48"



**W3-2**  
 30" x 30"  
 36" x 36"  
 48" x 48"



**W3-3**  
 30" x 30"  
 36" x 36"  
 48" x 48"



**W3-4**  
 30" x 30"  
 36" x 36"  
 48" x 48"



**W3-5**  
 30" x 30"  
 36" x 36"  
 48" x 48"



**W3-5a**  
 30" x 30"  
 36" x 36"  
 48" x 48"



**W4-1 \*\***  
 36" x 36"  
 48" x 48"



**W4-2 \*\***  
 30" x 30"  
 36" x 36"  
 48" x 48"



**W4-3 \*\***  
 30" x 30"  
 36" x 36"  
 48" x 48"



**W4-5 \*\***  
 36" x 36"  
 48" x 48"



**W4-5P**  
 18" x 24"  
 24" x 30"



**W4-6 \*\***  
 30" x 30"  
 36" x 36"  
 48" x 48"

**\*\* When ordering please note right or left.**

Warning Signs and Plaques (cont.)



W5-1  
30" x 30"  
36" x 36"  
48" x 48"



W5-2  
30" x 30"  
36" x 36"  
48" x 48"



W5-3  
30" x 30"  
36" x 36"  
48" x 48"



W5-4  
30" x 30"  
36" x 36"  
48" x 48"



W6-1  
30" x 30"  
36" x 36"  
48" x 48"



W6-2  
30" x 30"  
36" x 36"  
48" x 48"



W6-3  
30" x 30"  
36" x 36"  
48" x 48"



W6-4  
12" x 18"



W7-1  
30" x 30"  
36" x 36"  
48" x 48"



W7-3aP  
24" x 18"  
36" x 30"



W8-1  
30" x 30"  
36" x 36"  
48" x 48"



W8-2  
30" x 30"  
36" x 36"  
48" x 48"



W8-3  
30" x 30"  
36" x 36"  
48" x 48"



W8-4  
30" x 30"  
36" x 36"  
48" x 48"



W8-5  
30" x 30"  
36" x 36"  
48" x 48"



W8-6  
30" x 30"  
36" x 36"  
48" x 48"



W8-7  
30" x 30"  
36" x 36"  
48" x 48"



W8-8  
30" x 30"  
36" x 36"  
48" x 48"



W8-9  
30" x 30"  
36" x 36"  
48" x 48"



W8-11  
30" x 30"  
36" x 36"  
48" x 48"

\* Note: Orange is only available in HIP or DGC.

*Warning Signs and Plaques (cont.)*




W8-12  
30" x 30"  
36" x 36"  
48" x 48"



W8-14  
30" x 30"  
36" x 36"  
48" x 48"



W8-15  
30" x 30"  
36" x 36"  
48" x 48"



W8-15P  
24" x 18"  
30" x 24"



W8-17  
30" x 30"  
36" x 36"  
48" x 48"



W8-17P  
24" x 18"  
30" x 24"



W8-18  
24" x 24"  
36" x 36"  
48" x 48"



W8-23  
30" x 30"  
36" x 36"  
48" x 48"



W8-24  
30" x 30"  
36" x 36"  
48" x 48"



W8-25  
30" x 30"  
36" x 36"  
48" x 48"



W9-1 \*\*  
30" x 30"  
36" x 36"  
48" x 48"



W9-2 \*\*  
30" x 30"  
36" x 36"  
48" x 48"



W9-3  
30" x 30"  
36" x 36"  
48" x 48"



W11-10  
30" x 30"  
36" x 36"  
48" x 48"



W12-1  
30" x 30"



W12-2  
30" x 30"  
36" x 36"  
48" x 48"



W13-1P  
18" x 18"  
24" x 24"  
30" x 30"



W13-4P  
36" x 36"



W14-3  
40" x 40" x 30"  
48" x 48" x 36"  
64" x 64" x 48"



W20-1  
30" x 30"  
36" x 36"  
48" x 48"

\* Note: Orange is only available in HIP or DGC.

\*\* When ordering please note right or left.

Warning Signs and Plaques (cont.)



W20-2  
30" x 30"  
36" x 36"  
48" x 48"



W20-3  
30" x 30"  
36" x 36"  
48" x 48"



W20-4  
30" x 30"  
36" x 36"  
48" x 48"



W20-5  
30" x 30"  
36" x 36"  
48" x 48"



W20-5a  
30" x 30"  
36" x 36"  
48" x 48"



W20-7  
30" x 30"  
36" x 36"  
48" x 48"



W16-2P  
24" x 18"  
30" x 24"



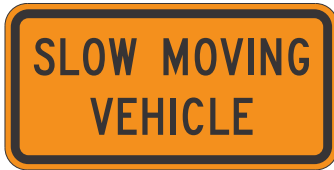
W21-1  
30" x 30"  
36" x 36"  
48" x 48"



W21-2  
30" x 30"  
36" x 36"  
48" x 48"



W21-3  
30" x 30"  
36" x 36"  
48" x 48"



W21-4  
36" x 18"



W21-5  
30" x 30"  
36" x 36"  
48" x 48"



W21-5a  
30" x 30"  
36" x 36"  
48" x 48"



W21-5b  
30" x 30"  
36" x 36"  
48" x 48"



W21-6  
30" x 30"  
36" x 36"  
48" x 48"



W21-7  
30" x 30"  
36" x 36"  
48" x 48"



W21-8  
30" x 30"  
36" x 36"  
48" x 48"



W22-1  
30" x 30"  
36" x 36"  
48" x 48"



W22-2  
42" x 36"



W22-3  
36" x 30"  
42" x 36"

\* Note: Orange is only available in HIP or DGC.

Warning Signs and Plaques (cont.)



W23-1  
48" x 24"



W23-2  
30" x 30"  
36" x 36"  
48" x 48"



W24-1 \*\*\*  
30" x 30"  
36" x 36"  
48" x 48"



W24-1cP  
24" x 24"  
30" x 30"



W24-1a \*\*\*  
30" x 30"  
36" x 36"  
48" x 48"



W24-1b \*\*\*  
30" x 30"  
36" x 36"  
48" x 48"



G20-1  
36" x 18"  
48" x 24"



G20-2  
36" x 18"  
48" x 24"



G20-4  
36" x 18"




M4-10 \*\*\*  
48" x 18"

\* Note: Orange is only available in HIP or DGC.


\*\*\* When ordering please note right or left.

# Object Markers


## Type 1 Object Markers (Obstructions within the roadway)



**OM1-1**  
18" x 18"

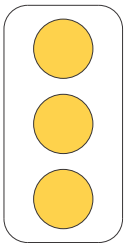


**OM1-2**  
18" x 18"



**OM1-3**  
18" x 18"

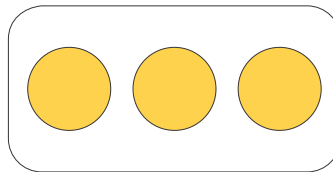
## Type 2 Object Markers (Obstructions adjacent to the roadway)




**OM2-1V**  
6" x 12"



**OM2-2V**  
6" x 12"



**OM2-1H**  
12" x 6"



**OM2-2H**  
12" x 6"

## Type 3 Object Markers (Obstructions adjacent to or within the roadway)



**OM3-L**  
12" x 36"




**OM3-C**  
12" x 36"




**OM3-R**  
12" x 36"


## Type 4 Object Markers (End of roadway)



**OM4-1**  
18" x 18"



**OM4-2**  
18" x 18"



**OM4-3**  
18" x 18"

# Conventional Road Guide Signs

## Route Signs



**M1-1**  
1 or 2 digit  
24" x 24"  
36" x 36"



**M1-1**  
3 digit  
30" x 24"  
45" x 36"




**M1-2**      **M1-2**  
1 or 2 digit      3 digit  
24" x 24"      30" x 24"  
36" x 36"      45" x 36"



**M1-3**      **M1-3**  
1 or 2 digit      3 digit  
24" x 24"      30" x 24"  
36" x 36"      45" x 36"



**M1-4**  
2 digit  
Guide Sign Use  
24" x 24"  
36" x 36"



**M1-4**  
3 digit  
Guide Sign Use  
30" x 24"  
45" x 36"



**M1-4**  
1 or 2 digit  
Independent Use  
24" x 24"  
36" x 36"



**M1-4**  
3 digit  
Independent Use  
30" x 24"  
45" x 36"



**M1-5**  
24" x 24"  
36" x 36"




**M1-6**  
24" x 24"  
36" x 36"

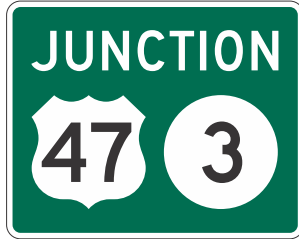


**M1-7**  
18" x 18"  
24" x 24"  
36" x 36"





M2-1  
21" x 15"  
30" x 21"



M2-2  
60" x 48"



M3-1  
24" x 12"  
36" x 18"



M3-2  
24" x 12"  
36" x 18"



M3-3  
24" x 12"  
36" x 18"



M3-4  
24" x 12"  
36" x 18"



M4-1  
24" x 12"  
36" x 18"



M4-1a  
24" x 12"  
36" x 18"



M4-2  
24" x 12"  
36" x 18"



M4-3  
24" x 12"  
36" x 18"



M4-4  
24" x 12"  
36" x 18"



M4-5  
24" x 12"  
36" x 18"



M4-6  
24" x 12"  
36" x 18"



M4-7  
24" x 12"  
36" x 18"



M4-7a  
24" x 12"  
36" x 18"



M4-14  
24" x 12"  
36" x 18"

**Colors:**

**Section 2D.12 Design of Route Sign Auxiliaries**

**Standard:**

01 Route sign auxiliaries carrying word legends, except the JCT sign, shall have a standard size of 24 x 12 inches. Those carrying arrow symbols, or the JCT sign, shall have a standard size of 21 x 15 inches. All route sign auxiliaries shall match the color combination of the route sign that they supplement.

Reference: MUTCD 2009 Edition.

*Advance Turn and Directional Arrow Auxiliary Signs*



M5-1 \*\*  
21" x 15"



M5-2 \*\*  
21" x 15"



M5-3 \*\*  
21" x 15"



M5-4  
24" x 18"  
36" x 24"



M5-5  
24" x 18"  
36" x 24"




M5-6  
24" x 18"  
36" x 24"



M6-1  
21" x 15"  
30" x 21"




M6-2 \*\*  
21" x 15"  
30" x 21"




M6-2a \*\*  
21" x 15"  
30" x 21"




M6-3  
21" x 15"  
30" x 21"




M6-4  
21" x 15"  
30" x 21"



M6-5 \*\*  
21" x 15"  
30" x 21"



M6-6 \*\*  
21" x 15"  
30" x 21"



M6-7 \*\*  
21" x 15"  
30" x 21"

**Colors:**

Section 2D.12 Design of Route Sign Auxiliaries  
Standard:

01 Route sign auxiliaries carrying word legends, except the JCT sign, shall have a standard size of 24 x 12 inches. Those carrying arrow symbols, or the JCT sign, shall have a standard size of 21 x 15 inches. All route sign auxiliaries shall match the color combination of the route sign that they supplement.

Reference: MUTCD 2009 Edition.

**\*\* When ordering please note right or left.**

Street Name and Parking Signs



D4-1 \*\*  
18" x 15"  
30" x 24"



D4-2 \*\*  
24" x 30"  
30" x 36"  
36" x 48"



D6-4  
24" x 24"



D6-4a  
24" x 12"

**\*\* When ordering please note right or left.**

# General Information Signs

## General Information and Miscellaneous Information Signs



I-8  
24" x 24"  
30" x 30"



M5-1 \*\*  
21" x 15"



M5-2 \*\*  
21" x 15"



M6-1  
21" x 15"  
30" x 21"



M6-2 \*\*  
21" x 15"  
30" x 21"



M6-3  
21" x 15"  
30" x 21"

**\*\* When ordering please note right, left, or both.**

# School Area Signs and Plaques



S1-1  
30" x 30"  
36" x 36"  
48" x 48"



S3-1  
30" x 30"  
36" x 36"  
48" x 48"



S3-2  
30" x 30"  
36" x 36"  
48" x 48"




S4-5  
30" x 30"  
36" x 36"  
48" x 48"



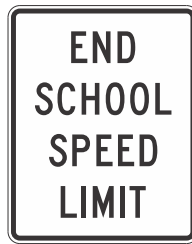
S4-5a  
30" x 30"  
36" x 36"  
48" x 48"



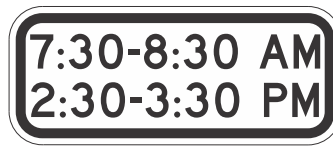
S5-1  
24" x 48"  
36" x 72"



S5-2  
24" x 30"  
36" x 48"



S5-3  
24" x 30"  
36" x 48"



S4-1P  
24" x 10"  
36" x 18"



S4-2P  
24" x 10"  
36" x 18"



S4-3P  
24" x 8"  
36" x 12"



S4-4P  
24" x 10"  
36" x 18"



S4-6P  
24" x 10"  
36" x 18"



W16-9P  
24" x 12"  
30" x 18"  
36" x 24"  
48" x 36"



S4-7P  
24" x 12"  
30" x 18"



R1-6b  
12" x 36"



R1-6c  
12" x 36"

\* Note: The green background color is entitled fluorescent yellow-green.

# Traffic Control for Bicycle Facilities

## Regulatory Signs and Plaques for Bicycle Facilities (Minimum Sizes)



R1-1  
18" x 18"  
30" x 30"



R1-2  
18" x 18" x 18"  
30" x 30" x 30"



R3-17  
24" x 18"



R3-17aP  
24" x 8"



R3-17bP  
24" x 8"



R4-1  
12" x 18"  
18" x 24"



R4-2  
12" x 18"  
18" x 24"



R4-3  
12" x 18"  
18" x 24"



R4-4  
36" x 30"



R4-7  
12" x 18"  
18" x 24"



R4-11  
30" x 30"



R4-16  
12" x 18"  
18" x 24"



R5-1b  
12" x 18"



R5-3  
24" x 24"



R5-6  
18" x 18"  
24" x 24"



R7-9  
12" x 18"



R7-9a  
12" x 18"



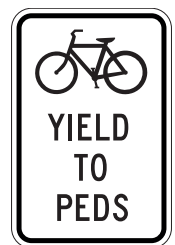
R9-3  
18" x 18"



R9-3cP  
12" x 12"



R9-5  
12" x 18"



R9-6  
12" x 18"

## Regulatory Signs and Plaques for Bicycle Facilities (cont.) (Minimum Sizes)



R9-7  
12" x 18"



R9-13  
18" x 18"




R9-14  
18" x 18"



R10-4 \*\*  
9" x 12"



R10-22  
12" x 18"



R10-24  
9" x 15"



R10-25  
9" x 12"



R10-26 \*\*  
9" x 15"



R15-1  
24" x 4.5"  
48" x 9"



R15-2P  
13.5" x 9"  
27" x 18"



R15-8  
18" x 9"  
36" x 18"

## Warning Signs and Plaques and Object Markers for Bicycle Facilities (Minimum Sizes)



W1-1 \*\*  
18" x 18"  
24" x 24"



W1-2 \*\*  
18" x 18"  
24" x 24"



W1-3 \*\*  
18" x 18"  
24" x 24"



W1-4 \*\*  
18" x 18"  
24" x 24"



W1-5 \*\*  
18" x 18"  
24" x 24"



W1-6  
24" x 12"  
36" x 18"



W1-7  
24" x 12"  
36" x 18"



W2-1  
18" x 18"  
24" x 24"



W2-2  
18" x 18"  
24" x 24"

**\*\* When ordering please note right or left.**

*Warning Signs and Plaques and Object Markers  
for Bicycle Facilities (cont.) (Minimum Sizes)*



W2-3 \*\*  
18" x 18"  
24" x 24"



W2-4  
18" x 18"  
24" x 24"



W2-5  
18" x 18"  
24" x 24"



W3-1  
18" x 18"  
30" x 30"



W3-2  
18" x 18"  
30" x 30"



W3-3  
18" x 18"  
30" x 30"



W5-2  
18" x 18"  
30" x 30"



W5-4a  
18" x 18"



W7-5  
18" x 18"  
30" x 30"



W8-1  
18" x 18"  
24" x 24"



W8-2  
18" x 18"  
24" x 24"



W8-3  
18" x 18"  
30" x 30"



W8-10  
18" x 18"  
30" x 30"



W8-10P  
12" x 9"



W10-1  
24" dia.  
36" dia.



W10-9P  
18" x 12"  
30" x 24"



W10-12 \*\*  
18" x 18"  
36" x 36"



W11-1\*  
18" x 18"  
24" x 24"

**\*\* When ordering please note right or left.**



Warning Signs and Plaques and Object Markers  
for Bicycle Facilities (cont.) (Minimum Sizes)



W11-2\*  
18" x 18"  
24" x 24"



W11-15\*  
18" x 18"  
30" x 30"



W11-15P\*  
18" x 12"  
24" x 18"



W12-2  
18" x 18"  
30" x 30"



W15-1\*  
18" x 18"  
24" x 24"



W16-1P\*  
18" x 24"



W16-2P\*  
18" x 12"  
24" x 18"



W16-2aP\*  
18" x 9"  
24" x 12"



W16-7P\*  
24" x 12" \*\*



W16-9P\*  
24" x 12"



OM3-L  
6" x 18"  
12" x 36"



OM3-C  
6" x 18"  
12" x 36"



OM3-R  
6" x 18"  
12" x 36"

**\*\* When ordering please note right or left.**

\* A fluorescent yellow-green background color may be used for this sign or plaque. The background color of the plaque should match the color of the warning sign that it supplements.

*Guide Signs and Plaques for Bicycle Facilities (Minimum Sizes)*



D11-1  
24" x 18"



D11-1a  
18" x 18"



D11-1bP  
18" x 6"



D11-1c  
24" x 18"



M3-1  
12" x 6"



M3-2  
12" x 6"



M3-3  
12" x 6"



M3-4  
12" x 6"



M5-1 \*\*  
12" x 9"



M5-2 \*\*  
12" x 9"



M6-1  
12" x 9"




M6-2 \*\*  
12" x 9"



M6-3  
12" x 9"




M6-4 \*\*  
12" x 9"



M6-5 \*\*  
12" x 9"



M6-6 \*\*  
12" x 9"



M6-7 \*\*  
12" x 9"



M4-3  
12" x 6"



M4-1a  
12" x 6"

**\*\* When ordering please note right or left.**

# Recreational and Cultural Interest Area Symbols

## General



RS-002



RS-005



RS-006



RS-007



RS-008




RS-009



RS-011



RS-012



RS-017



RS-031



RS-036




RS-042



RS-080



RS-090




RS-099



RS-101



RS-102



RS-103



RS-111



RS-115

### Sizing:

01 Recreational and cultural interest area symbol signs should be 24 x 24 inches. Where greater visibility or emphasis is needed, larger sizes should be used. Symbol sign enlargements should be in 6-inch increments.

02 Recreational and cultural interest area symbol signs should be 30 x 30 inches when used on guide signs on free-ways or expressways.


### Option:

03 A smaller size of 18 x 18 inches may be used on low-speed, low-volume roadways and on non-road applications.

*General (cont.)*



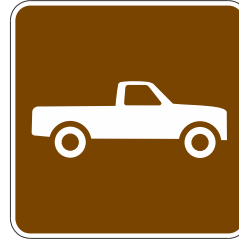
RS-120




RS-122



RS-123



RS-140



RS-141




RS-142



RS-200

*Water Recreation*



RS-010



RS-053



RS-054



RS-055



RS-056



RS-057



RS-058



RS-059



RS-060



RS-061

**Sizing:**

01 Recreational and cultural interest area symbol signs should be 24 x 24 inches. Where greater visibility or emphasis is needed, larger sizes should be used. Symbol sign enlargements should be in 6-inch increments.

02 Recreational and cultural interest area symbol signs should be 30 x 30 inches when used on guide signs on free-ways or expressways.


**Option:**

03 A smaller size of 18 x 18 inches may be used on low-speed, low-volume roadways and on non-road applications.

*Water Recreation (cont.)*



RS-062



RS-063




RS-079




RS-087



RS-088



RS-089



RS-093



RS-094



RS-106



RS-118

*Services*



RS-013



RS-015



RS-020



RS-024



RS-026



RS-027



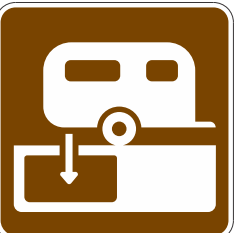
RS-030



RS-035



RS-039



RS-041

**Sizing:**

01 Recreational and cultural interest area symbol signs should be 24 x 24 inches. Where greater visibility or emphasis is needed, larger sizes should be used. Symbol sign enlargements should be in 6-inch increments.

02 Recreational and cultural interest area symbol signs should be 30 x 30 inches when used on guide signs on freeways or expressways.

**Option:**

03 A smaller size of 18 x 18 inches may be used on low-speed, low-volume roadways and on non-road applications.


*Services (cont.)*



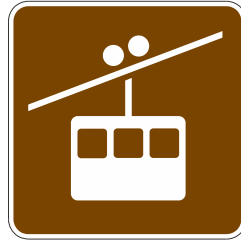
RS-043



RS-044



RS-045



RS-071



RS-073



RS-085



RS-086



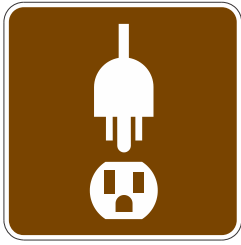
RS-091



RS-109




RS-112



RS-150

*Land Recreation*



RS-064



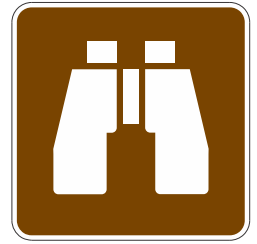
RS-067



RS-068



RS-070



RS-076

**Sizing:**

01 Recreational and cultural interest area symbol signs should be 24 x 24 inches. Where greater visibility or emphasis is needed, larger sizes should be used. Symbol sign enlargements should be in 6-inch increments.

02 Recreational and cultural interest area symbol signs should be 30 x 30 inches when used on guide signs on freeways or expressways.

**Option:**

03 A smaller size of 18 x 18 inches may be used on low-speed, low-volume roadways and on non-road applications.



RS-081



RS-082



RS-083



RS-084



RS-095



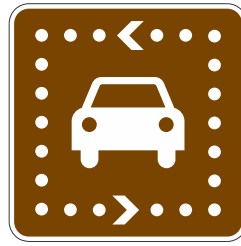
RS-096



RS-097



RS-098



RS-113



RS-114



RS-116



RS-125



RS-126



RS-128



RS-129



RS-149

Sizing:

01 Recreational and cultural interest area symbol signs should be 24 x 24 inches. Where greater visibility or emphasis is needed, larger sizes should be used. Symbol sign enlargements should be in 6-inch increments.

02 Recreational and cultural interest area symbol signs should be 30 x 30 inches when used on guide signs on free-ways or expressways.

Option:

03 A smaller size of 18 x 18 inches may be used on low-speed, low-volume roadways and on non-road applications.

*Winter Recreation*



RS-046



RS-047



RS-048



RS-049



RS-050




RS-052



RS-077



RS-078



RS-092



RS-105



RS-127



RS-143



RS-144

*Accommodations*



RS-021



RS-022



RS-023



RS-034



RS-037

**Sizing:**

01 Recreational and cultural interest area symbol signs should be 24 x 24 inches. Where greater visibility or emphasis is needed, larger sizes should be used. Symbol sign enlargements should be in 6-inch increments.

02 Recreational and cultural interest area symbol signs should be 30 x 30 inches when used on guide signs on free-ways or expressways.

**Option:**

03 A smaller size of 18 x 18 inches may be used on low-speed, low-volume roadways and on non-road applications.



*Accommodations (cont.)*



**RS-040**



**RS-104**



**RS-137**



**RS-138**



**RS-148**

**Sizing:**

01 Recreational and cultural interest area symbol signs should be 24 x 24 inches. Where greater visibility or emphasis is needed, larger sizes should be used. Symbol sign enlargements should be in 6-inch increments.

02 Recreational and cultural interest area symbol signs should be 30 x 30 inches when used on guide signs on free-ways or expressways.

**Option:**

03 A smaller size of 18 x 18 inches may be used on low-speed, low-volume roadways and on non-road applications.

# DNR Signs

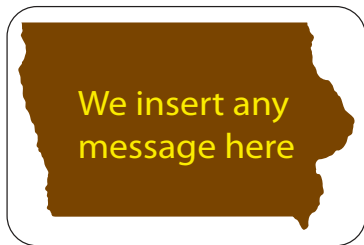
This section of our catalog provides a complete listing of the items and their sizes which we produce following the specifications provided by the DNR. The DNR number as well as the standard sizes available are listed.

Speciality sizes and colors can be substituted upon request but be aware that any substitutions not listed in this catalog may not conform to DNR requirements. In addition, unless it is noted in the sign illustration below, "We insert any message here", any special requests may entail additional specialty sign charges.

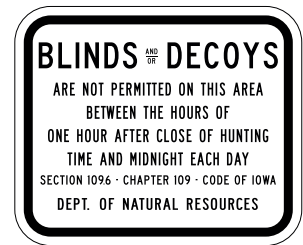
## Public Access Signs



**DNR1**  
18" x 12"



**DNR1A**  
18" x 12"



**DNR5**  
12" x 10"



**DNR10**  
12" x 18"



**DNR15**  
24" x 18"



**DNR15A**  
24" x 18"



**DNR19**  
36" x 24"


# Public Access Signs Cont.



DNR20  
12" x 18"



DNR25  
12" x 18"



DNR27  
12" x 18"




DNR30  
12" x 18"



DNR33A  
8-1/2" x 11"



DNR33B  
8-1/2" x 11"



DNR33C  
8-1/2" x 11"



DNR34  
18" x 4"  
Two-Sided



DNR37  
12" x 18"

## Trail Signs



DNR300  
8" x 8"



DNR301  
8" x 8"



DNR303  
8" x 8"



DNR304  
8" x 8"



DNR305  
8" x 8"

*Trail Signs (cont.)*



DNR306  
8" x 8"



DNR307  
8" x 8"



DNR308  
8" x 8"



DNR309  
8" x 8"



DNR310  
8" x 8"



DNR311  
8" x 8"



DNR312  
8" x 8"



DNR313  
8" x 8"



DNR314  
8" x 8"



DNR315  
8" x 8"



DNR316  
8" x 8"



DNR317  
8" x 8"



DNR318  
8" x 8"



DNR319  
8" x 8"



DNR320  
8" x 8"



DNR321  
8" x 8"

# Trail Signs (cont.)



DNR322  
8" x 8"



DNR323  
8" x 8"



DNR324  
8" x 8"



DNR325  
8" x 8"



DNR326  
8" x 8"



DNR327  
8" x 8"



DNR328  
8" x 8"



DNR329  
8" x 8"




DNR330  
5" x 8"



DNR331  
5" x 8"



DNR332  
5" x 7"



DNR333  
5" x 7"



DNR334  
8" x 8"



DNR335  
8" x 8"



DNR336  
8" x 8"



DNR337  
8" x 8"

## Trail Signs (cont.)



DNR338  
10" x 10"



DNR339  
10" x 10"



DNR340  
10" x 10"




DNR341  
10" x 10"



DNR342  
8" x 8"



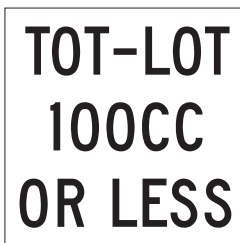
DNR343  
8" x 8"



DNR344  
8" x 8"



DNR345  
10" x 10"



DNR346  
10" x 10"



DNR347  
10" x 10"



DNR348  
8" x 10"



DNR349  
9" x 6"

\* Sign sizes are determined by DNR in accordance with the DNR Water Trail Signage Manual.

# Water Trail Signs



**DNR400**  
12" x 18"



**DNR401**  
12" x 12"  
Specify Miles to and Access Number.



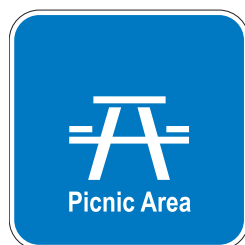
**DNR402**  
24" x 18"  
Specify Access Number.



**DNR403**  
12" x 12"



**DNR404**  
12" x 12"



**DNR405**  
12" x 12"



**DNR406**  
12" x 12"



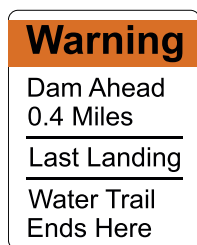
**DNR407**  
12" x 12"



**DNR408 \***  
Specify distance



**DNR409**  
18X24



**DNR410 \***  
Specify distance



**DNR411 \***  
Specify distance



**DNR412A**  
8" x 8"



**DNR412L**  
8" x 8"



**DNR412R**  
8" x 8"

\* Sign sizes are determined by DNR in accordance with the DNR Water Trail Signage Manual.

# Water Trail Signs (cont.)



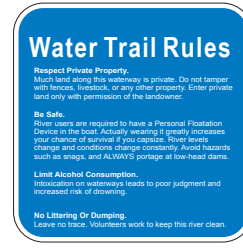
DNR412NOL  
8" x 8"



DNR412NOA  
8" x 8"



DNR412NOR  
8" x 8"



DNR413  
12" x 12"




DNR414 \*  
Specify distance and direction



DNR415  
24" x 24"



DNR416BRIDGE  
Specify message  
Size is determined by the message



DNR417  
12" x 12"




DNR418  
12" x 12"



DNR419  
Specify Access Number



DNR420A  
24" x 18"  
Specify mileage and arrow direction



DNR420B  
24" x 12"



DNR421 \*  
Specify arrow direction



DNR422 \*

\* Sign sizes are determined by DNR in accordance with the DNR Water Trail Signage Manual.



# ISI Signs

This section of our catalog provides a complete listing of our standard items and their sizes. Our product number as well as the standard sizes available are listed.

Speciality sizes and colors can be substituted upon request. Unless it is noted in the sign illustration below that substitutions are standard, any special requests may entail additional specialty sign charges.

## General ISI Signs



ISI1  
24" x 12"



ISI1 Decal  
36" x 4"



ISI2  
24" x 18"



ISI3  
18" x 24"



ISI4  
18" Round  
30" Round



ISI5  
24" x 30"



ISI6  
24" x 18"



ISI8  
14" x 8"



ISI10  
18" x 18"



ISI12  
14" x 8"



ISI13  
10" x 4"

# General ISI Signs (cont.)



ISI14  
10" x 4"




ISI15  
10" x 4"

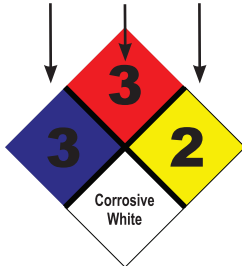


ISI16  
10" x 4"

Specify Number  
Symbol



ISI17  
10" x 10"



ISI17A  
10" x 10"

Numbers and Symbols  
sold separately

Numbers:  
ISI17-NUMBER3C

Symbols:  
ISI17-SYMBOL3"

SIGNS NOT POSTED FOR  
ALL HAZARDOUS CHEMICALS

ISI18  
48" x 12"



ISI24  
12" x 12"



ISI24A  
12" x 12"



ISI25  
12" x 12"  
18" x 18"  
24" x 24"



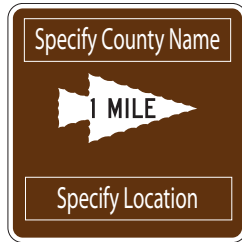
ISI26  
12" x 18"



ISI27  
12" x 18"



ISI28  
12" x 18"



ISI29  
24" x 24"  
24" x 36"  
36" x 36"  
36" x 48"  
48" x 48"  
48" x 60"



ISI30  
12" x 6"



ISI32  
12" x 18"  
18" x 24"  
24" x 30"


# General ISI Signs (cont.)



ISI34  
24" x 12"  
30" x 18"



ISI35  
12" x 18"



ISI36  
12" x 18"



ISI37  
12" x 6"




ISI38  
18" x 24"  
24" x 30"



ISI39  
18" x 24"  
24" x 30"



ISI40  
18" x 12"



ISI41  
4" x 9"



ISI42  
4" x 24"



ISI43  
10" x 7"  
14" x 10"



ISI44  
18" x 8"




ISI45  
12" x 18"



ISI46  
12" x 18"



ISI47  
12" x 18"



ISI48  
18" x 24"

# General ISI Signs (cont.)



ISI48  
24" x 24"



ISI49  
24" x 18"



ISI50  
24" x 12"  
24" x 18"



ISI51  
24" x 18"



ISI50  
30" x 18"  
42" x 18"



ISI52  
30" x 30"



ISI53  
30" x 30"



ISI54  
30" x 30"



ISI55  
30" x 30"



ISI56  
30" x 30"



ISI57  
30" x 30"



ISI58  
30" x 30"



ISI59  
30" x 30"



ISI60  
30" x 30"



ISI61  
30" x 30"



ISI62  
30" x 30"



ISI63  
18" x 24"



ISI64  
18" x 24"



ISI65  
18" x 24"



ISI66  
36" x 18"

# General ISI Signs (cont.)



ISI67  
36" x 18"



ISI68  
36" x 18"



ISI69  
66" x 30"



ISI80  
24" x 24"  
30" x 30"



ISI81  
30" x 30"



ISI82  
30" x 30"



ISI83  
30" x 30"



ISI84  
30" x 30"



ISI85  
24" x 24"  
30" x 30"  
36" x 36"



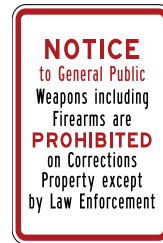
ISI86  
12" x 18"



ISI87  
12" x 18"



ISI88  
12" x 12"  
12" x 18"



ISI89  
18" x 24"



ISI90  
12" x 18"



ISI91  
12" x 18"



ISI92  
12" x 18"



ISI93  
12" x 18"



ISI94  
12" x 18"



ISI95  
12" x 18"



ISI96  
12" x 18"

Please Specify the fine amounts.

*General ISI Signs (cont.)*



ISI97  
12" x 6"



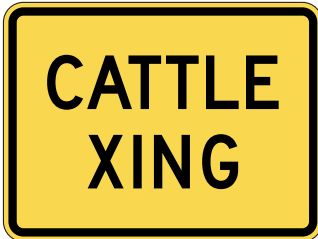
ISI98  
12" x 6"



ISI99  
12" x 6"



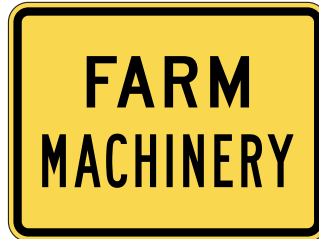
ISI100  
12" x 18"



ISI101  
24" x 18"



ISI102  
24" x 18"



ISI103  
24" x 18"



ISI104  
24" x 18"



ISI105  
24" x 18"



ISI106  
24" x 18"



ISI107  
24" x 18"



ISI108-SMV  
14" x 14" x 14"



ISI109  
30" x 30"



ISI110  
24" x 24"  
30" x 30"



ISI111  
12" x 30"



ISI112  
36" x 8"




ISI113  
24" x 6"

## General ISI Signs (cont.)




ISI114  
11" x 3"



ISI115  
27" x 3-1/8"



ISI116  
24" x 6"



ISI117  
7" x 5"  
11" x 8"

### PERMANENT ROAD CLOSURE PANELS



ISI118  
24" x 9"



ISI118  
48" x 9"



ISI119  
24" x 9"




ISI119  
48" x 9"

**SI-181 STD RD PLAN**

Built in accordance to Iowa D.O.T. specifications.  
Please specify quantity needed of each.



ISI120  
60" x 54"



ISI121  
72" x 42"  
84" X 48"



ISI122  
30" x 18"  
42" X 18"

# General ISI Signs (cont.)



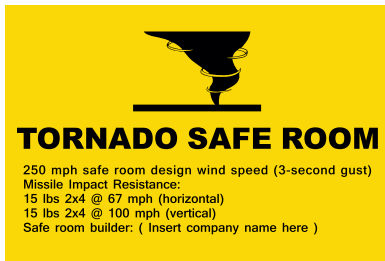
ISI123R  
18" x 12"  
24" X 18"



ISI123L  
18" x 12"  
24" X 18"



ISI123A  
18" x 12"  
24" X 18"



ISI124  
18" x 12"  
24" X 18"



ISI125  
18" x 12"  
24" X 18"



ISI126  
24" X 12"



ISI127A  
18" x 12"  
24" X 18"



ISI127L  
18" x 12"  
24" X 18"



ISI127R  
18" x 12"  
24" X 18"

Insert any number needed.



ISI128  
24" X 30"

\* Note: The yellow background color is Luminescent.



# Public Area Signs



ISI31-CL  
42" x 36"



ISI31-CR  
42" x 36"



ISI31-CS  
42" x 42"



ISI31-FL  
30" x 48"



ISI31-FR  
30" x 48"



ISI31-FRL  
30" x 48"



ISI31-FS  
30" x 54"



ISI31-HL  
30" x 48"



ISI31-HR  
30" x 48"



ISI31-HRL  
30" x 48"



ISI31-HS  
30" x 54"



ISI31-HRLS  
42" x Specify Size

# No Smoking Signs and Decals



ISI19  
18" x 12"



ISI20  
18" x 12"



ISI21  
12" x 12"



DECAL WHITE  
ISI21  
12" x 12"



DECAL - clear cling  
Inside Glass Facing Out  
ISI21  
6" x 4"



Inside Glass Facing Out  
DECAL - clear background  
ISI21  
8" x 3"



DECAL WHITE  
ISI21  
8" x 3"



DECAL WHITE  
ISI21  
8" x 8"



ISI21  
8" x 8"



DECAL BLACK  
ISI22  
12" x 12"



DECAL BLACK  
ISI22  
8" x 8"



ISI22  
8" x 8"



ISI22  
12" x 12"



ISI23  
12" x 12"



DECAL BLACK  
Inside Glass Facing Out  
ISI33  
3" Round



DECAL WHITE  
Inside Glass Facing Out  
ISI33  
3" Round

# No Smoking Signs and Decals (cont.)



**DECAL BLACK**  
**Inside Glass Facing Out**  
**ISI33**  
**3" x 3"**



**DECAL - clear background**  
**Inside Glass Facing Out**  
**ISI33**  
**3" x 3"**



**DECAL WHITE**  
**Inside Glass Facing Out**  
**ISI33**  
**3" x 3"**

# Weapons Signs

## Decals



**DECAL WHITE**  
**ISI71**  
**4" x 6"**



**DECAL CLEAR**  
**Inside Glass Facing Out**  
**ISI71**  
**4" x 6"**



**DECAL PENSTICK CLEAR**  
**Inside Glass Facing Out**  
**ISI71**  
**4" x 6"**



**DECAL WHITE**  
**ISI72**  
**4" x 6"**



**DECAL CLEAR**  
**Inside Glass Facing Out**  
**ISI72**  
**4" x 6"**



**DECAL PENSTICK CLEAR**  
**Inside Glass Facing Out**  
**ISI72**  
**4" x 6"**

*Decals (cont.)*



**DECAL WHITE**  
ISI73  
4" x 6"



**DECAL CLEAR**  
Inside Glass Facing Out  
ISI73  
4" x 6"



**Inside Glass Facing Out**  
**DECAL PENSTICK CLEAR**  
ISI73  
4" x 6"



**DECAL WHITE**  
ISI74  
4" x 6"



**DECAL CLEAR**  
Inside Glass Facing Out  
ISI74  
4" x 6"



**Inside Glass Facing Out**  
**DECAL PENSTICK CLEAR**  
ISI74  
4" x 6"



**DECAL WHITE**  
ISI75  
4" x 6"



**DECAL CLEAR**  
Inside Glass Facing Out  
ISI75  
4" x 6"



**Inside Glass Facing Out**  
**DECAL PENSTICK CLEAR**  
ISI75  
4" x 6"

*Signs*



ISI70  
12" x 12"



ISI71  
12" x 18"



ISI72  
12" x 18"



ISI73  
12" x 18"



ISI74  
12" x 18"



ISI75  
12" x 18"

# Adopt-A-Highway Signs



FADOPHW  
48" x 24"



FADOPHWSP  
48" x 18"



FADOPHWSP  
48" x 12"



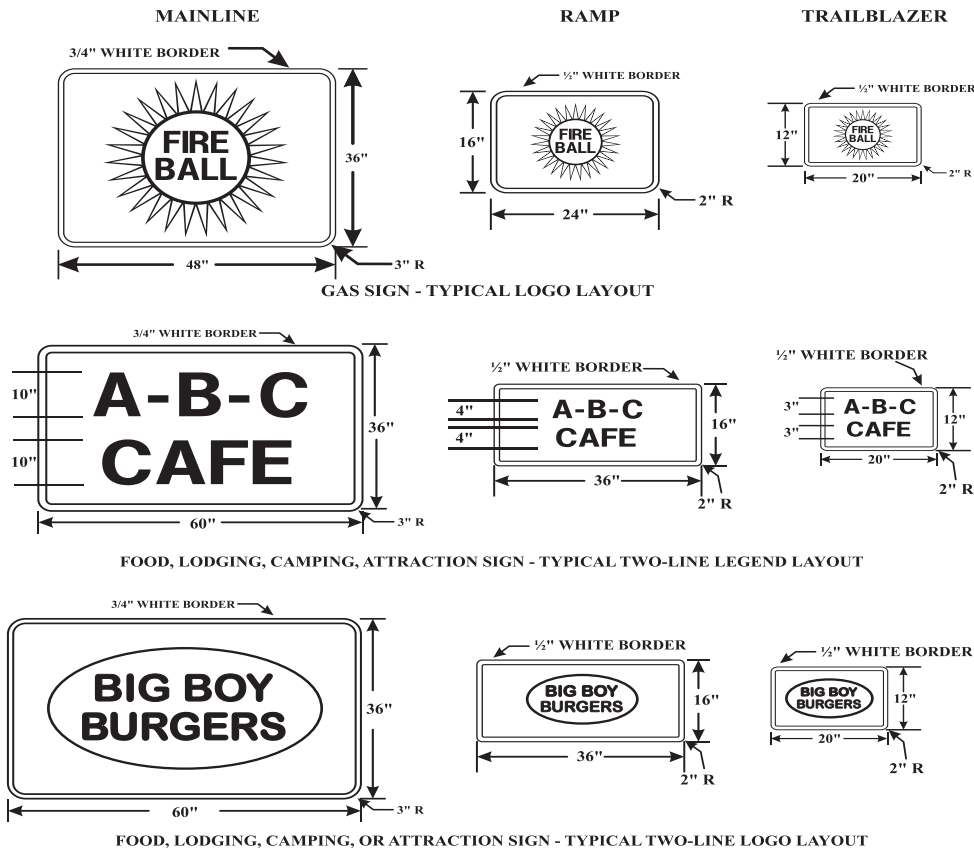
FADOPRW  
48" x 24"

# Type B Interstate Signs



IPI can manufacture Type B overhead extruded signs as shown above. Iowa Prison Industries is a DOT approved type B sign fabricator.

## BUSINESS SIGN BLANK SPECIFICATIONS



IPI can manufacture Logo Business Signs as shown above. We build this type of sign per D.O.T. approved specifications.

Phone: 1-800-332-7922

Fax: 1-800-741-0390

E-mail: [ipicustomerservice@iowa.gov](mailto:ipicustomerservice@iowa.gov)

# Posts & Post Assembly Data

## Iowa Prison Industries Posts

Part Number	Description
FPOSTRND10GAL	Round Post 2-3/8" x 10'
FPOSTSQ10X1-3/4	Square Post 10' x 1-3/4" 14 Gauge
FPOSTSQ10X2 14 GA	Square Post 10' x 2" 14 Gauge
FPOSTSQ12X1-3/4	Square Post 12' x 1-3/4" 14 Gauge
FPOSTSQ12X2 12GA	Square Post 12' x 2" 12 Gauge
FPOSTSQ12X2 14GA	Square Post 12' x 2" 14 Gauge
FPOSTSQ14X2 14GA	Square Post 14' x 2" 14 Gauge
FPOSTSQ3X2-1/4 12GA	Square Post 3' x 2-1/4" 12 Gauge
FPOSTSQ4X2 12GA	Square Post 4' x 2" 12 Gauge
FPOSTSQ4X2-1/4 12GA	Square Post 4' x 2-1/4" 12 Gauge
FPOSTSQ8X1-3/4 14GA	Square Post 8' x 1-3/4" 14 Gauge
FPOSTUC10'2#	U-Channel Post 10' x 2 Lbs.
FPOSTUC10'2. 5#	U-Channel Post 10' x 2.5 Lbs.
FPOSTUC6'1. 12#	U-Channel Post 6' 1.12 Lbs.
FPOSTUC8'1. 12#	U-Channel Post 8' 1.12 Lbs.
FPOSTUC8'2#	U-Channel Post 8' 2 Lbs.

**Square Posts:** Listed by Height (feet) and Width (inches).

Posts consist of square perforated, welded steel tubing.

All posts are galvanized in conformance with ASTM A653, G90, Structural quality, Grade 40 , Class I.

Holes are 7/16" punched on 1" centers, on all 4 sides, down the entire length of the post.

**U-Channel Posts:** Listed by Height (feet) and Weight per foot.

Steel posts are green baked on alkyd resin, gloss enamel or hot galvanized after fabrication.

Posts are punched on center line with holes 7/16" diameter on 1" centers the entire length of the post.

\*\*Note: New standard U-channel posts may have 3/8" holes instead of 7/16"\*\*

Additional post sizes are available upon request. Allow a minimum of 8-weeks for delivery.

## 4 WAY ASSEMBLIES FOR POST

### COMPONENTS:

#### 1 – RHDWBRKTST10470

- Hardware bracket for street markers (wooden posts).
- Bracket secures to post via 4 lag bolts, or screws (not provided).
- Blade secured to bracket with 2 RHDWBRKTSCR10400.

#### 1 – RHDWBRKT90D10300

- 90 degree crosspiece.

Attaches to street marker blade via 2 5/16” allen tamper proof screws (RHDWBRKTSCR10400) (provided) to secure a complete 4-way assembly to a 4” x 4” wooden post.



2-Way Assembly



4-Way Assembly

Includes:

- 1 - Post cap with blade holder.
- 4 - Set screws to mount to post.
- 2 - Vandal proof screws to mount sign.

Includes:

- 1 - Post cap with blade holder.
- 1 - 90 degree cross piece.
- 4 - Set screws to mount to post.
- 6 - Vandal proof screws to mount sign.

All hardware sets are available with standard 5-1/4” blade holders or a longer 12” blade holder (recommended for signs 9” tall or larger).

Available for U-channel, 2-3/8” round, 1-3/4” square and 2” square post types.




# Contact IPI for quotes on:

## SQUARE POST SYSTEM

THE INDUSTRY'S MOST ADVANCED AND COST-EFFECTIVE  
SIGN-SUPPORT SYSTEM

*From the smallest village and back road to the largest city and highways, the Square Post System offers sign support solutions that work.*



### THE SQUARE POST SUPPORT SYSTEM OFFERS ALL THESE FEATURES:

- Easy, safe installation by hand or power
- Convenient sign mounting before installation
- Superior torsional strength
- Versatile, four-sided sign mounting, at any height
- Fast, economical replacement of damaged sign posts
- Reusable materials
- FHWA - approved yielding capability



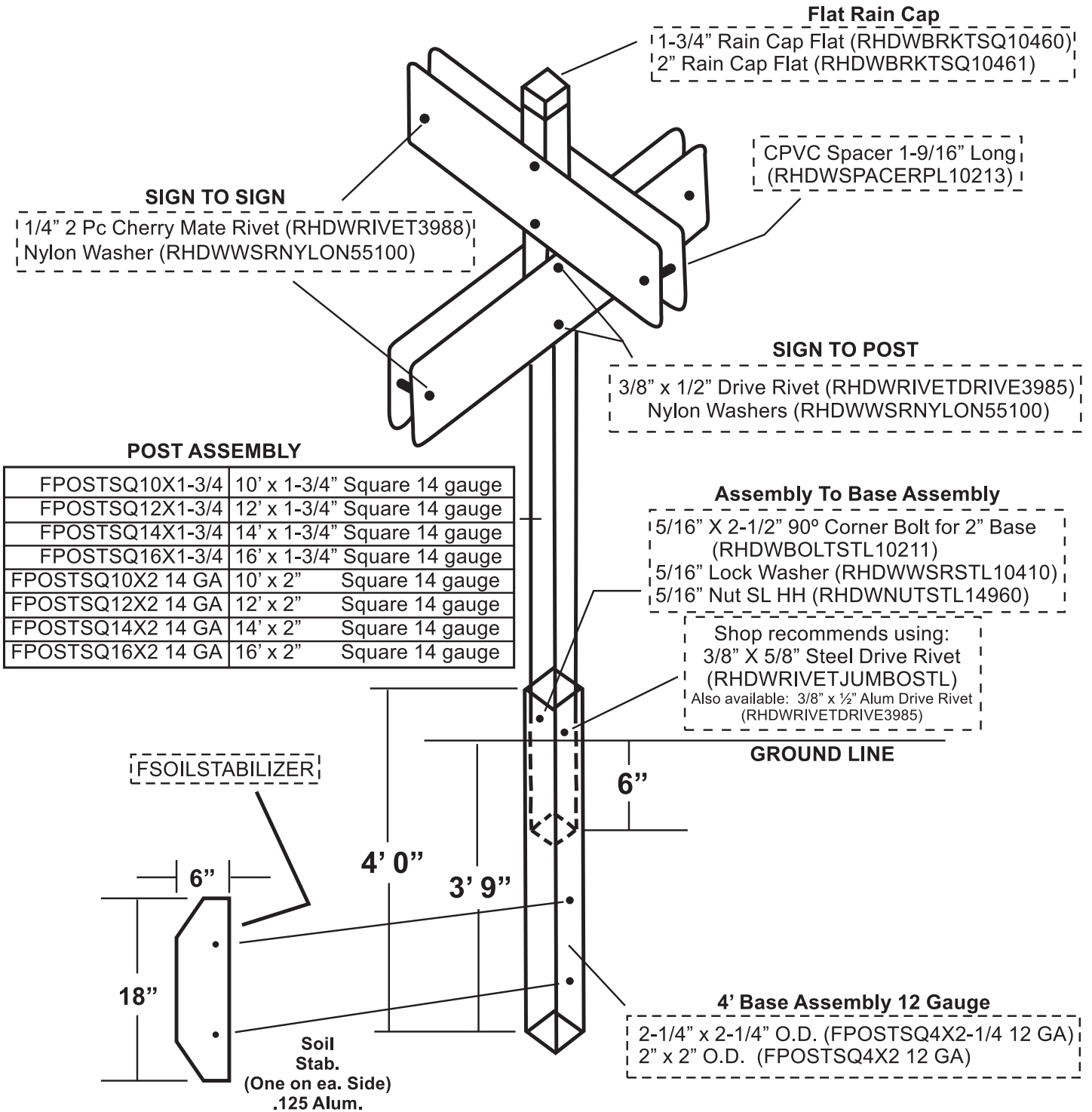
### A COMPLETE SYSTEM

The Square Post System consists of square, perforated, welded steel tubing. The Unique manufacturing method used to produce square tubing permits tubular sections of different sizes to telescope into the next larger size making adjustments, reinforcement, and splicing fast and easy. The square shape also provides superior wind load capabilities and torsional stability.

Square tubing is complemented by a variety of compatible fittings, accessories, nuts and bolts, and simple installation tools, creating an engineered system of integrated parts.

# IOWA PRISON INDUSTRIES

## SQUARE POST ASSEMBLIES & FASTENERS



# APPENDIX B

## Hardware

### Stands & Frames



**FBARRSTD3EZKADE**



**FISI11-TRIPOD**



**FSIGNSTANDAFRAME**



**FREALESTATEHOLDER**

### Brackets



**RHDWBRACKETVS-1RND**  
EXTRUDED BLADE ROUND POST CAP



**RHDWBRKTVS2210456**  
**RHDWBRKTVS2210457**  
FLAT BLADE SQUARE POST CAPS



**RHDWBRKTUC10490**  
FLAT BLADE U-CHANNEL POST CAP



**RHDWBRKT45D10350**



**RHDWBRKT90D10300**  
5-1/2" FLAT BLADE CROSS PIECE



**RHDWBRKT90DVS-12**  
12" FLAT BLADE CROSS PIECE



**RHDWBRKTRND10450**  
FLAT BLADE ROUND POST CAP



**RHDWCANTILR10510**



**FHDWBRKTCHEV**



**FBRKTFLAGDOUBLE**



**FBRKTFLAGSINGLE**



**RHDWSTRAPASSEM38000**  
SET INCLUDES 2 BRACKETS




**RHDWBRKTSQ10460**  
**RHDWBRKTSQ10461**  
SQUARE POST CAP FOR 1-3/4" OR 2" POSTS



**RHDWSQPYRAMIDCAP**  
FOR 1-3/4" OR 2" SQUARE POSTS

### Delineators



**RHDWDEL325RNDAMBER**



**RHDWDEL325RNDRED**



**RHDWDEL325RND SILVER**



**RHDWDELINGRBLANK**

CONTACT SALES OFFICE FOR INFORMATION ON ADDITIONAL HARDWARE AVAILABLE.

Bolts

# Hardware cont.



RHDWBOLTALUM10025  
3/8 "X 1" HEX HEAD



RHDWBOLTALUM10090  
5/16" X 3/4"



RHDWBOLTSTL10230  
BOLT STEEL 5/16" X 1-1/2"



RHDWBOLTSTL10055  
BOLT STEEL 3/8" X 2-1/4"



RHDWBRKTSCR10400  
5/16" X 1/2" STEEL CAP SCREW



RHDWBOLTSTL10320  
5/16" X 3/4"



RHDWBOLTSTL10200  
5/16" X 2-1/4"



RHDWBOLTSTL10210  
5/16" X 2-3/4"



RHDWSIGNLINK  
2-3/4" X 1-7/8"



RHDWBOLTSTL10211  
90 DEG CORNER BOLT  
5/16" X 2-1/2"



RHDWBRKTSCR10390  
5/16" ALLEN SET SCREW

Nuts



RHDWNUTALUM3300  
3/8" HEX HEAD



RHDWNUTALUM14900  
NUT ALUM 3/8"



RHDWNUTALUM14910  
5/16" SELF LOCKING



RHDWNUTSTL14960  
5/16" SELF LOCKING



RHDWNUTSTL14970  
5/16" HEX HEAD



RHDWNUTSTL14940  
3/8" GALVANIZED

Post Driver



FMMBIGBOYDC

Rivets



RHDWRIVETDRIVE3985  
3/8" X 1/2" ALUM



RHDWRIVETJUMBOALUM  
3/8" X 5/8" ALUM




RHDWRIVETJUMBOSTL  
3/8" X 5/8" STEEL



RHDWRIVET3988  
CHERRY MATE RIVET  
1/4" X 1-1/2"

# Hardware cont.



## Hinged Signs

- The hinges are approximately 2-1/4" long
- Signs under 35" in length use 2 hinges placed approximately 6" inches from edge of sign.
- Signs 36" to 48" in length use 3 hinges  
(2 placed approximately 3" from edge of sign and 1 centered)
- Signs 48" and above use 4 or more hinges

## Font & Stroke Data

<i>Font Name</i>	<i>Example</i>
Arial	Sample Font
Arial Narrow	Sample Font
<b>Arial Black</b>	<b>Sample Font</b>
ClearviewHwy -1-B	Sample Font
ClearviewHwy -1-W	Sample Font
ClearviewHwy -2-B	Sample Font
ClearviewHwy -2-W	Sample Font
ClearviewHwy -3-B	Sample Font
ClearviewHwy -3-W	Sample Font
ClearviewHwy -4-B	Sample Font
ClearviewHwy -4-W	Sample Font
ClearviewHwy -5-B	Sample Font
ClearviewHwy -5-W	Sample Font
ClearviewHwy -6-B	Sample Font
ClearviewHwy -6-W	Sample Font
Helvetica	Sample Font
<b>Helvetica Medium Cond.</b>	<b>Sample Font</b>
HighwayGothic B	Sample Font
HighwayGothic C	Sample Font
HighwayGothic D	Sample Font
HighwayGothic E	Sample Font
HighwayGothic EM	Sample Font
Swiss721 Md Bt	Sample Font
<b>Univers LT 67 Cond</b>	<b>Sample Font</b>

These are examples of some of the different font types used by the IPI Sign Division. Generally we use either Highway Gothic or Clearview fonts (in red above) for most general signage. Relative sizes can be seen by the examples above. Other font styles like the Swiss721 Md Bt are used on Sheriff Vehicles.

Speciality font styles and types can be used upon your request.

# IPI Sign Division Font Examples

To illustrate the differences between the two main fonts that we usually use please see the examples below:

## Highway Gothic Fonts

**A**

**A**

**A**

Series B	
Letter Height	Stroke Width in Inches
3"	0.38
4"	0.50
5"	0.62
6"	0.75
8"	1.00
10"	1.25

Series C	
Letter Height	Stroke Width in Inches
3"	0.43
4"	0.56
5"	0.70
6"	0.84
8"	1.12
10"	1.41

Series D	
Letter Height	Stroke Width in Inches
3"	0.47
4"	0.62
5"	0.78
6"	0.94
8"	1.25
10"	1.56

**A**

**A**

Series E	
Letter Height	Stroke Width in Inches
3"	0.52
4"	0.69
5"	0.86
6"	1.03
8"	1.38
10"	1.75

Series EM	
Letter Height	Stroke Width in Inches
3"	0.60
4"	0.80
5"	1.00
6"	1.20
8"	1.60
10"	2.00

A

A

A

A

Series 1B	
Letter Height	Stroke Width in Inches
3"	0.42
4"	0.57
5"	0.71
6"	0.85
8"	1.14
10"	1.42

Series 2B	
Letter Height	Stroke Width in Inches
3"	0.50
4"	0.66
5"	0.83
6"	1.00
8"	1.33
10"	1.66

Series 3B	
Letter Height	Stroke Width in Inches
3"	0.56
4"	0.74
5"	0.93
6"	1.11
8"	1.48
10"	1.85

Series 4B	
Letter Height	Stroke Width in Inches
3"	0.60
4"	0.80
5"	1.00
6"	1.20
8"	1.60
10"	2.00

A

A

A

A

Series 5B	
Letter Height	Stroke Width in Inches
3"	0.65
4"	0.87
5"	1.08
6"	1.30
8"	1.74
10"	2.17

Series 6B	
Letter Height	Stroke Width in Inches
3"	0.66
4"	0.88
5"	1.10
6"	1.32
8"	1.76
10"	2.20

Series 1W	
Letter Height	Stroke Width in Inches
3"	0.38
4"	0.51
5"	0.64
6"	0.77
8"	1.02
10"	1.28

Series 2W	
Letter Height	Stroke Width in Inches
3"	0.46
4"	0.62
5"	0.77
6"	0.93
8"	1.23
10"	1.54



# A

# A

# A

# A

Series 3W	
Letter Height	Stroke Width in Inches
3"	0.51
4"	0.68
5"	0.86
6"	1.03
8"	1.37
10"	1.71

Series 4W	
Letter Height	Stroke Width in Inches
3"	0.54
4"	0.72
5"	0.91
6"	1.09
8"	1.45
10"	1.81

Series 5W	
Letter Height	Stroke Width in Inches
3"	0.59
4"	0.78
5"	0.98
6"	1.18
8"	1.57
10"	1.96

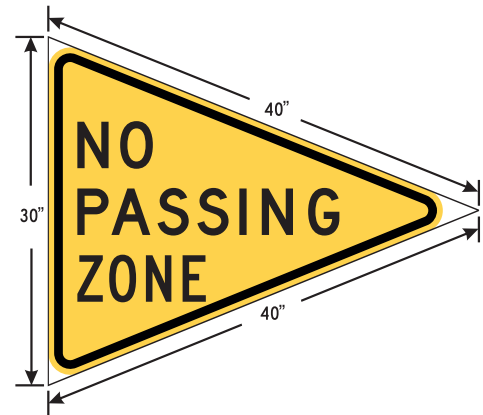
Series 6W	
Letter Height	Stroke Width in Inches
3"	0.61
4"	0.81
5"	1.01
6"	1.21
8"	1.62
10"	2.02

# Punch & Radius Standards

The following information shows the standards we use to determine if a sign should have a radius on each corner and also how and where to punch post holes.

1. All dimensions are in inches.
2. All bolt holes are punched at .4375" (7/16"), unless the size of the blank is 4" in height or width or below, then we use a .2500 (1/4") hole punch.
3. All signs above 4" in height or width are given a radius unless on plywood or per customer request.
4. All holes are punched on 1" center spacing unless otherwise requested (Note: If we alter these specifications for any reason we will so note the changes on the specification layout we send upon request).
5. The width of a sign is from left to right at its greatest point. The message and/or symbol will be read accordingly. When ordering please state the width, then the height.
6. The height of a sign is from top to bottom at its greatest point.

Triangular signs are measured from point to point on a side before a radius is added to the sign.



7. Post holes: Use whichever dimension is smallest (i.e. width or height) to determine how many posts are to be used.
  - a. Sizes up to to 41.99" use 1 post.
  - b. Sizes 42" and above use 2 posts.

Single Post sign Height of sign	<u>Vertical</u> hole spacing Inches between holes	Double post sign Width of sign	<u>Horizontal</u> hole spacing Inches between holes
Under 4"	No holes	42" to 48"	30" centers
4" to 6"	3" centers	72" and under	36" centers
7" to 10"	6" centers	96" and under	48" centers
11" to 14"	9" centers	120" and under	60" centers
15" to 17"	12" centers	*Vertical hole spacing on a 2 post sign is the same as a single post sign.	
18" to 22"	15" centers		
23" to 26"	18" centers		
27" to 30"	24" centers		
36" and under	24" centers		
48" and under	30" centers		
60" and under	36" centers		

**If** more posts holes are required for a sign than stated above, please request in your order along with a drawing of the hole punch location you are requesting. And if you want none, please state this on your order.

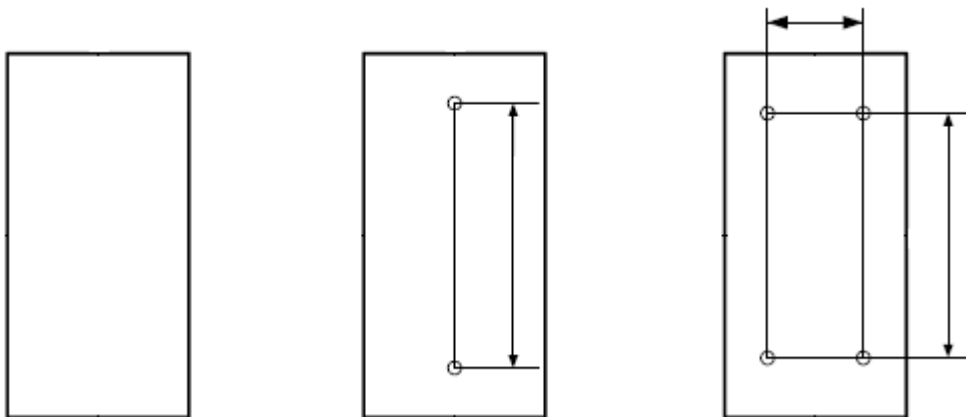
**8. Radius:** Our standard sizes are: 1/2", 3/4", 1", 1-1/2", 1-7/8", 2" and 3".

<u>Size</u> Shortest side of sign	<u>Radius</u> Shape of sign corner
Under 4" blank	Sq corner or Nip cut
4" blank	1/2" radius
Under 6" blank	1" radius
Under 30" blank	1-1/2" radius
Under 36" blank	1-7/8" radius
Under 48" blank	2" radius
48" blank and above	3" radius

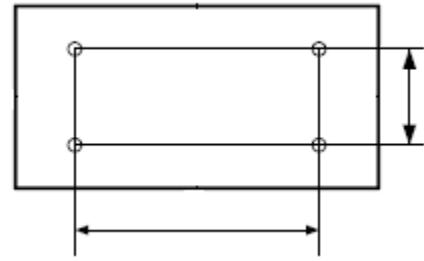
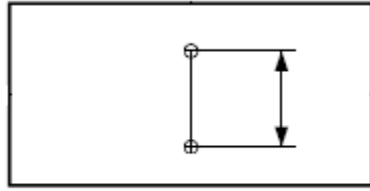

Please indicate on your order if your desired radius is not one of the standards above.

The following diagrams show the normal position of posts on signs when mounted:

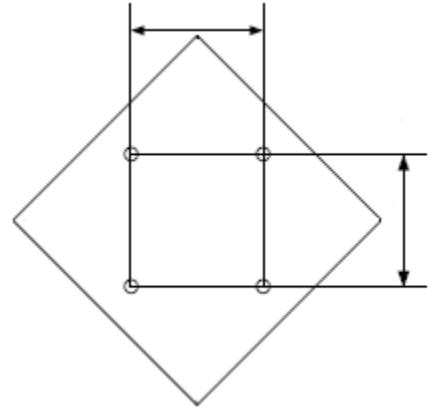
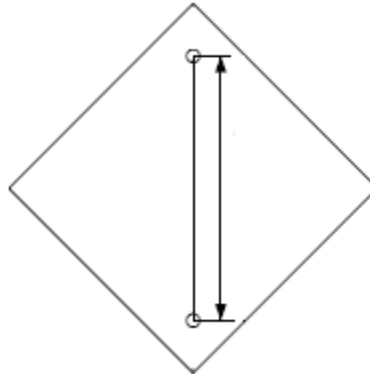

**VERTICAL RECTANGLE PUNCH**



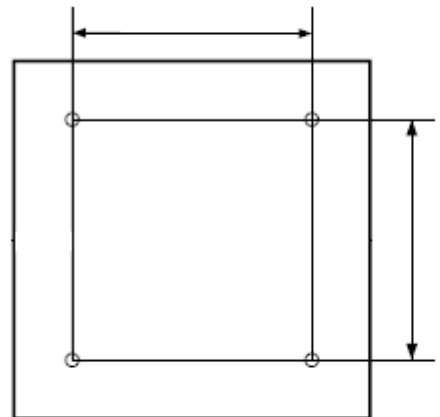
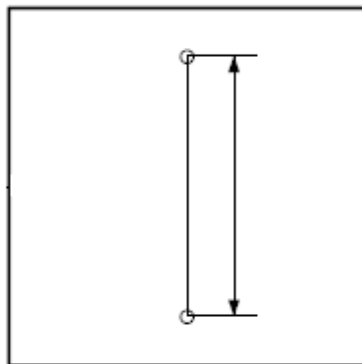

### HORIZONTAL RECTANGLE PUNCH



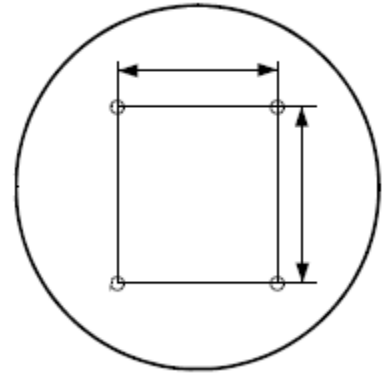
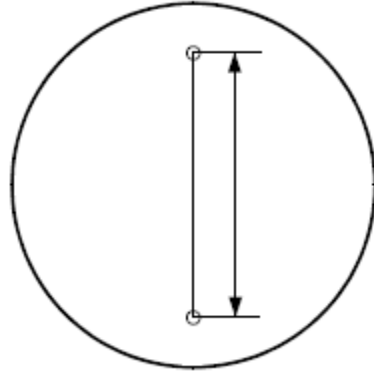
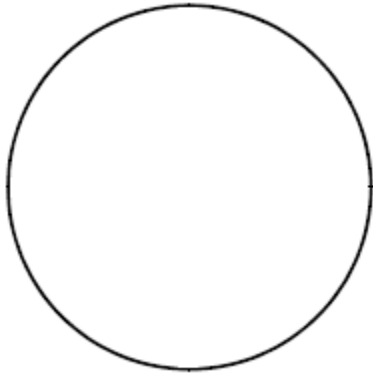
### DIAMOND PUNCH



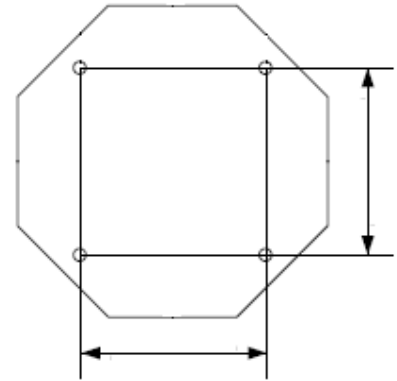
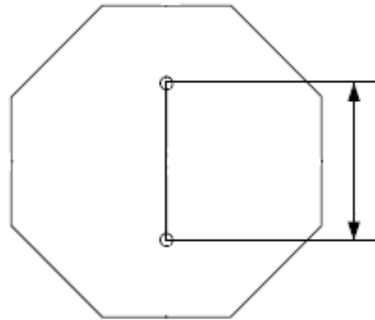
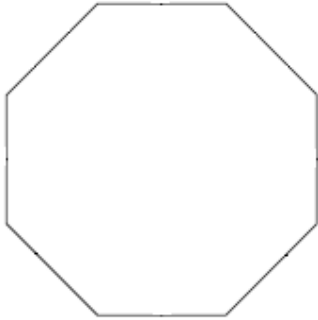
### SQUARE PUNCH



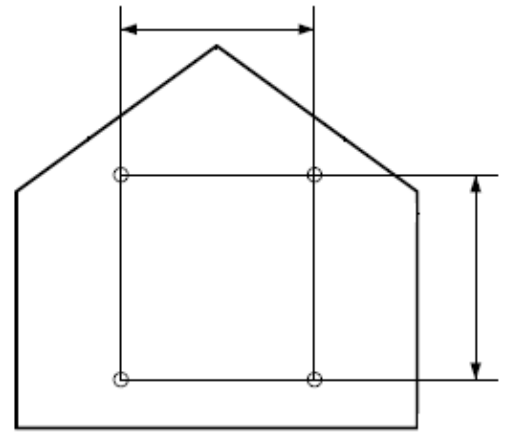
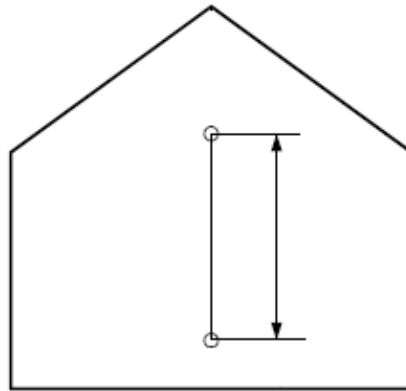
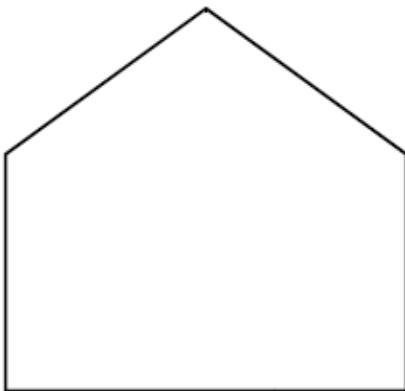
**ROUND PUNCH**



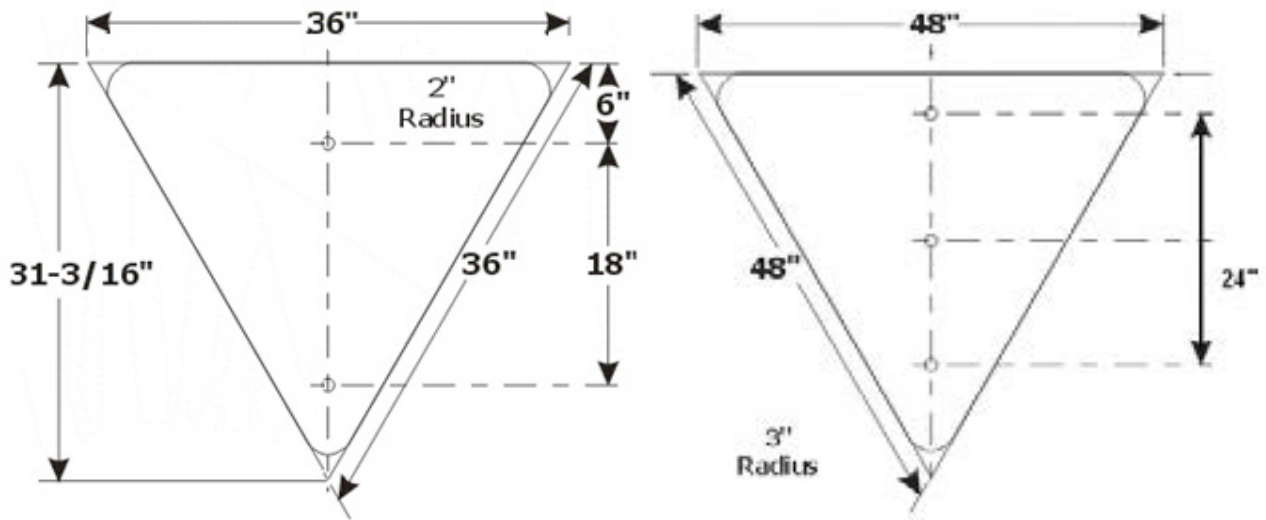
**OCTAGON PUNCH**



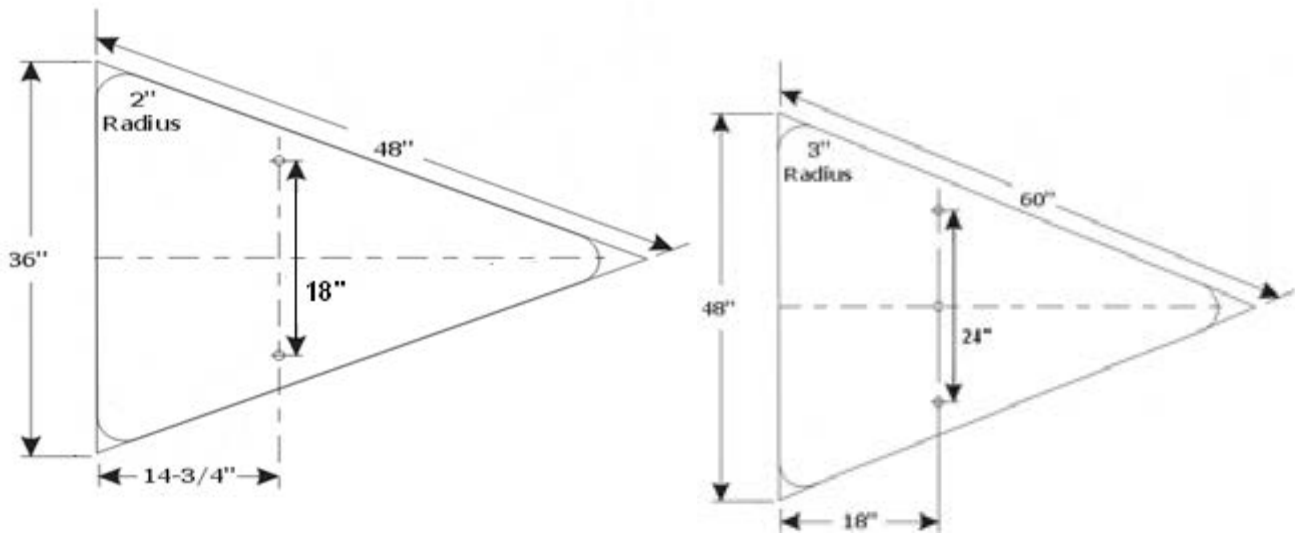
**PENTAGON PUNCH**



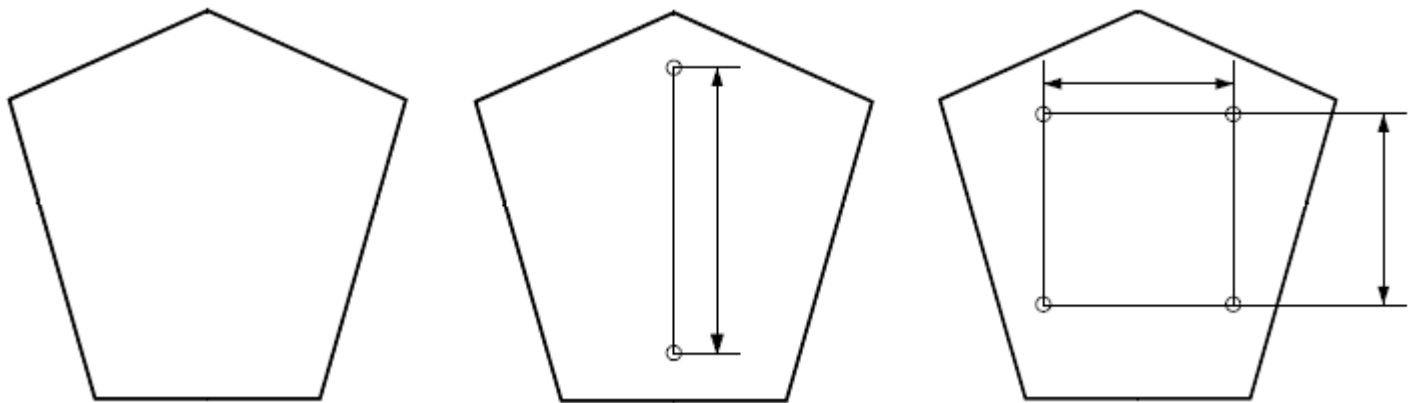
### TRIANGLE PUNCH



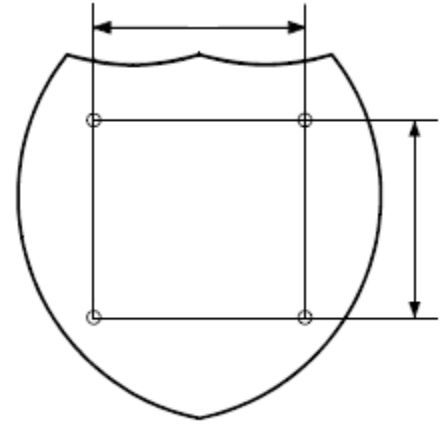
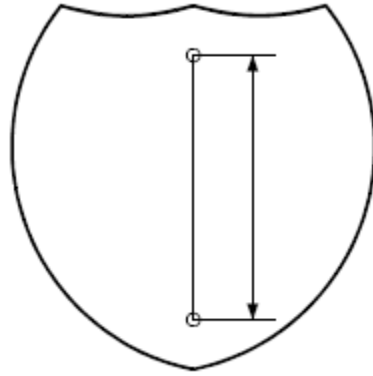
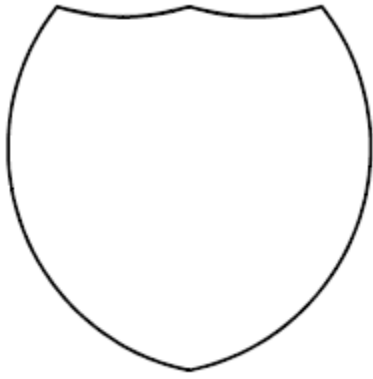
### NO PASSING PENNANT



### COUNTY ROUTE MARKER



## INTERSTATE SHIELD



## STREET MARKER



## PROPERTY MARKERS



We retain any specifications for street and property markers that you request whenever we complete an order. On any future orders we will apply those same specifications unless otherwise instructed.

# Printed Text Sizing

IPI screens standard printed numbers & letters on specific sized pieces of material. We use highway gothic upper case & lower case fonts and the material is sized as shown below. Faces are sold by single print size, numbers 0 thru 9 & letter A thru Z. All other requests will be sold as a special.

Color requests are available using our standard inks and materials.

- a. Engineer Grade Prismatic, High Intensity Prismatic and Diamond Grade Cubed sheeting use transparent inks.
- b. Controltac and Scotchcal sheeting use opaque inks.

## Font Type - Highway Gothic HGB, HGC, HGD OR HGE

Font size	Face size
1"	1.5"x2"
2"	2.5"x3"
3"	3.5"x4"
4"	4"x5"
5"	5"x6"
6"	6"x7"
7"	7"x8"
8"	8"x9"
9"	9"x10"
10"	10"x11"
11"	11"x12"
12"	12"x13"

Example: 1" HGC Text



The face size would be as shown (1.5" x 2"). The letters "TURN HERE" would be cut for peeling and application.



# APPENDIX F

## Decals, Banners & Inkjet Items

Iowa Prison Industries manufactures a variety of decals, both for inventory and special orders. All IPI decals are made from highest quality 3M sheeting materials and meet all requirements for reflectivity and brightness. These materials are available in a wide array of solid colors, metallic colors and films.

We can print and/or cut large or small color prints for signs, banners or decals. Decals are also available with a magnetic backing. Photographs and/or custom designs in high resolution output in any of over a million colors can be done in large or small sizes. In addition, we have the capability to cut out your decal or sign design in any shape that you require.

We can do one or two sided banners as wide as 50" in almost unlimited lengths. Let us know how long you wish to print your banner and we will most likely be able to accommodate you.

For an estimate, send us a sketch, photograph or sample of your design.

(See Instructions for Design Requests on page 99)



*IPI custom shapes and colorful screen-printed or inkjet printed designs can be found on vehicles and facility signs throughout the state.*

## 1 SHERIFF CAR SET (FDCALIASSET3 OR FDCALIASSET5) INCLUDES:

FDCALIASTRIPEHALF  
13" or 163"  
(2 Rolls of Striping)

FDCALIASHERIFF  
8" SHERIFF  
(2 ea, 1 for each side)



FDCALIASTAR12  
12" Star  
(2 ea, 1 for each side)

FDCALIACO3NAME  
3" County Name  
(2 ea, 1 for each side)

FDCALIATK3 OR FDCALIATK5  
3" or 5" TRUNK SHERIFF  
(1 ea)  
(Not Shown)

### ALSO AVAILABLE FOR MARKING SHERIFF VEHICLES:

FDCALIAPHONE5 - 5" Phone Symbol **911** (Note: The Phone height is 5", 911 height is 3")

FDCALIAUNIT - 2" Unit Numbers **0201**

FDCALIAPATROL - 2-1/2" Sheriff's Patrol **SHERIFF PATROL**

FDCALIAPATROLSUP - 2-1/2" Sheriff's Patrol Supervisor **SHERIFF PATROL SUPERVISOR**

FDCALIAK - 2-1/2" K-9 UNIT **K-9 UNIT**

### Available SHERIFF Decal Sets

PART NUMBER	DESCRIPTION	SET ITEMS
DCALIASSET3	IOWA SHERIFF 3" SET	2-FDCALIASTAR12
		2-FDCALIASHERIFF
		2-FDCALIASTRIPEHALF
		1-FDCALIATK3
		2-FDCALIACO3NAME
DCALIASSET5	IOWA SHERIFF 5" SET	2-FDCALIASTAR12
		2-FDCALIASHERIFF
		2-FDCALIASTRIPEHALF
		1-FDCALIATK5
		2-FDCALIACO3NAME



FDCALIACYCLETK  
6-1/2" x 1-3/8"  
(1 each)

FDCALIACYCLESTAR  
5-1/2" x 5-1/2"  
(2 ea, 1 each side)



FDCALIACYCLECO  
13-1/4" x 1"  
(2 ea., 1 each side)



FDCALIACYCLESTRIP  
120" X 2-1/2"  
(1 Roll)



FDCALIACYCLWIND  
10" x 2-1/4"  
(1 each)



1 Motorcycle Marking Set  
(FDCALIACYCLESET)

FDCALIACYCLELTRS  
15-3/4" x 4"  
(2 ea, 1 each side)

### Available SHERIFF Decals and Motorcycle Decal Sets

PART NUMBER	DESCRIPTION	ITEMS
DCALIAK-9STAYBACK	IOWA K-9 STAY BACK	SOLD SEPARATELY
DCALIAK-9UNIT	IOWA SHERIFF K-9 UNIT	
DCALIAPATROL	IOWA SHERIFF PATROL	
DCALIAPATROLSUP	IOWA SHERIFF PATROL SUPERVISOR	
DCALIAPHONE5	IOWA SHERIFF PHONE SYM 911	
DCALIASERGEANT	IOWA SHERIFF SERGEANT	
DCALIASHERIFF	IOWA SHERIFF 8" SHERIFF	
DCALIASTAR12	IOWA SHERIFF 12" STAR	
DCALIASTAR12MAG	IOWA SHERIFF 12" STAR MAGNETIC	
DCALIASTRIPEHALF	IOWA SHERIFF CAR STRIPING	
DCALIATK3	IOWA SHERIFF 3" TRUNK	
DCALIATK5	IOWA SHERIFF 5" TRUNK	
DCALIATR5MAG	IOWA SHERIFF 5" TRUNK MAGNETIC	
DCALIAUNIT	IOWA SHERIFF UNIT ( # )	
DCALIACO3NAME	IOWA SHERIFF CAR CO NAME	
DCALIACYCLESET	IOWA SHERIFF CYC SET	2-FDCALIACYCLESTAR
		2-FDCALIACYCLELTRS
		1-FDCALIACYCLEWIND
		1-FDCALIACYCLESTRIP
		1-FDCALIACYCLETK
		2-FDCALIACYCLECO
DCALIACYCLECO	IOWA SHERIFF CYC CO NAME	SOLD SEPARATELY
DCALIACYCLELTRS	IOWA SHERIFF CYC SADDLE BAG	
DCALIACYCLEPHONE	IOWA SHERIFF CYC PHONE SYM 911	
DCALIACYCLESTAR	IOWA SHERIFF CYC 5 1/2" STAR	
DCALIACYCLESTRIP	IOWA SHERIFF CYC STRIPING	
DCALIACYCLETK	IOWA SHERIFF CYC TRUNK	
DCALIACYCLEUNIT	IOWA SHERIFF CYC UNIT ( # )	
DCALIACYCLEWIND	IOWA SHERIFF CYC WINDSHIELD	

# Sheeting & Substrate Information

## Available Sheeting:

### 3M(TM) *Engineer Grade Prismatic (Standard Warranty - 7 years):*

An enclosed lens reflective sheeting with pressure sensitive adhesive backing for application to directional and route signage, off-road signage such as parking lots, handicap signs, etc. Meets ASTM D 4956 Spec Type I, Class 1.

### 3M(TM) *High-Intensity Prismatic Grade (Standard Warranty - 10 years):*

Non-metalized microprismatic lens reflective sheeting designed for production of reflective durable traffic control signs, work zone devices and delineators that are exposed vertically in service. Its unique prismatic construction provides a high level of retroreflectivity for multiple traffic control situations. Meets ASTM D4956 Type III, Type IV, and Type X specifications.

### 3M(TM) *Diamond Grade(TM) Cubed (Standard Warranty - 12 years):*

Highly reflective, durable, microprismatic lens sheeting with pressure sensitive adhesive. Performs at all sight distances – short, medium and long – and where signs are positioned in disadvantage locations such as overhead or left shoulder. Signs are highly visible even in visually complex nighttime roadway environments. Exceeds ASTM D 4956 Proposed Type XI specifications.

### 3M(TM) *Diamond Grade (TM) Cubed Fluorescent Yellow and Fluorescent Yellow Green (Standard Warranty - 12 years):*

Highly reflective, durable, microprismatic lens sheeting with pressure sensitive adhesive. Highly visible in daytime, twilight and inclement weather as well as night. Performs at wide entrance and observation angles. Exceeds ASTM D 4956 Type XI specifications.

### *Inkjet Reflective (Standard Warranty - Signs 5 years, Decals 3 years):*

Durable, flexible, removable enclosed lens reflective film that features positionable, pressure activated adhesive and Comply™ Performance for easier, high quality installations. Removable up to 8 years.

### *Inkjet Non-Reflective (Standard Warranty - Signs 5 years, Decals 3 years):*

Durable, flexible, removable enclosed lens film that features positionable, pressure activated adhesive and Comply™ Performance for easier, high quality installations. Removable up to 8 years.

### 3M(TM) *Reflective Graphic Film (Controltac):*

Create colorful, long term graphics for vehicles, signs and striping. Similar daytime and nighttime appearance. This film features 3M's repositionable, pressure activated adhesive to aid in large graphic application.

Vandal Proof Overlay is available for most signs.

***“3M” is a registered trademark of 3M Company.***

## SUBSTRATES:

Aluminum signs available in gauges .063, .080, .100, & .125.

Aluminum meets requirements of ASTM B-209, alloy 5052-H38 or 6061-T6.

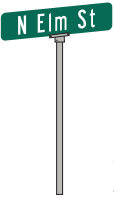
Also available are Plywood, Steel, and Plastic for sign backings.

# APPENDIX I

## Letter Visibility Chart

Maximum Readable Distance	Letter Height	Maximum Readable Distance	Letter Height
100 ft.	3"	750 ft.	18"
150 ft.	4"	1000 ft.	24"
200 ft.	6"	1250 ft.	30"
350 ft.	8"	1500 ft.	36"
400 ft.	9"	1750 ft.	42"
450 ft.	10"	2000 ft.	48"
525 ft.	12"	2250 ft.	54"
630 ft.	15"	2500 ft.	60"

Use the chart above to determine what letter size is required at a given distance for available visibility on any custom signs.



### Recommended Minimum Letter Heights on Street Name Signs

Type of Mounting	Type of Street or Highway	Speed Limit	Recommended Minimum Letter Height	
			Initial Upper-Case	Lower-Case
Overhead	All types	All speed limits	12 inches	9 inches
Post-mounted	Multi-lane	More than 40 mph	8 inches	6 inches
Post-mounted	Multi-lane	40 mph or less	6 inches	4.5 inches
Post-mounted	2-lane	All speed limits	6 inches	4.5 inches*

\* On local two-lane streets with speed limits of 25 mph or less, 4-inch initial upper-case letters with 3-inch lower-case letters may be used.

# Instructions for Design Requests

When you request a design for a sign we need certain information to provide you with the sign you want. Please be sure to provide:

1. Both width and height of the sign.
2. Color of background and text.
3. If you have a preference, the size of text (height).
4. Any preference for font type and style.
5. Sheeting and sign substrate.
6. If you want holes in your sign please provide any preference for hole placement.
7. Note if you want square or radius corners.
8. If you require a specific color we need the Pantone color and number of each color.
9. Indicate either 1 or 2 sided sign.

If you want pictures or artwork on your sign that you are sending to us, please provide a file in one of the following types:

CorelDRAW - .CDR (Preferred format)  
Adobe Illustrator - .AI (Preferred format)  
Adobe Photoshop - .PSD (Preferred format)  
Tag Image File Format - .TIF  
JPEG File Interchange Format - .JPG  
Graphics Interchange Format - .GIF  
PC Paintbrush - .PCX  
Portable Network Graphics - .PNG  
Adobe Portable Document File - .PDF  
Encapsulated Postscript - .EPS  
Windows Bitmap - .BMP  
Word Document - .DOC

We also request that you send any bitmap files at least at 200 dpi in their finished size (or as large as possible). If the resolution and file dpi sizes are sent to us at smaller or lesser sizes we have less to work with and your finished sign will be a lower quality than we can do with better starting materials.

Please double check the spelling and wording of any message you wish to have placed on your sign. Normally we place the exact text that is requested on a sign and we try to proofread anything sent to us. Unfortunately we could miss an incorrect name spelling or other less than obvious error so we appreciate it if you verify any text that you want on a sign.

## Refurbish Information

Refurbished signs can be a substantial savings to you as compared to purchasing new signs. All refurbished signs are used blanks that have been cleaned and recut to a standard size with new sign face material applied.

- 24" and 30" stop signs.
- 12" x 18" parking or wording of your choice.
- 18" x 24" chevrons or weight limits, etc.
- Cannot refurbish anything under 12" x 12".

Refurbished signs are covered with Engineer Grade Prismatic, Hi-intensity Prismatic, or Diamond Grade Cubed sheeting to meet DOT specifications.

You may request one of two options when sending in signs for refurbishing.

1. Clean, straighten, and re-face.
2. Clean and straighten only.

All signs subject to IPI inspection & rejection.

Refurbished signs are guaranteed to be like new when our refurbish process is complete.

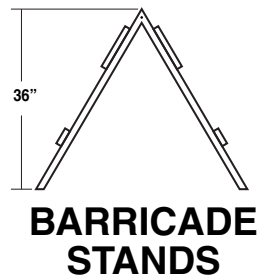
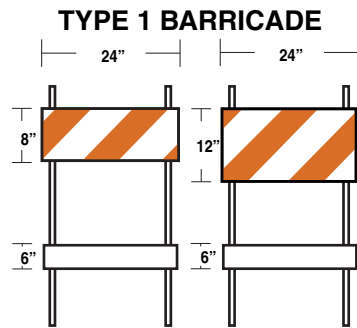
For pick up and delivery or additional information call: 1-800-332-7922.



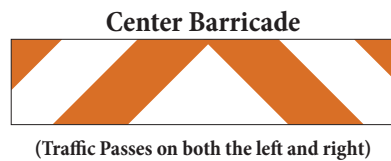
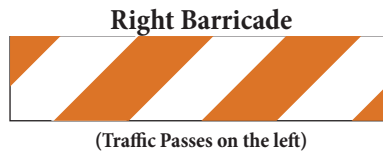
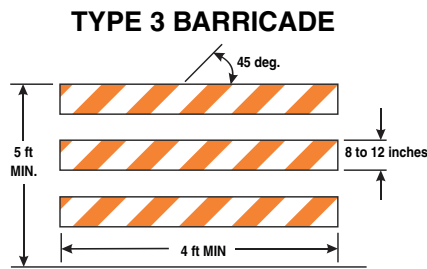
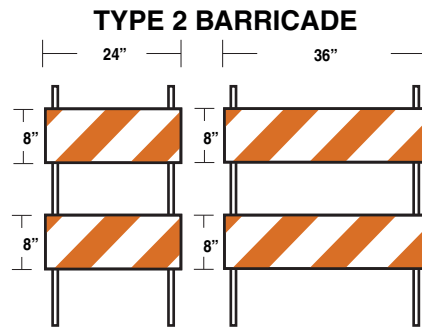
It is advisable to replace all traffic control and street identification signs which have exceeded their effective performance life. Emergency vehicles and motorists driving your city streets can readily identify residences and businesses with reflective street marker signs. Iowa Prison Industries will work with your city to provide signs that communicate more effectively thus providing greater safety and fewer accidents on your streets.

# Barricades

Barricades alert drivers to hazards created by construction and maintenance operations and guide them safely by. The Federal Highway Administration manual on Uniform Traffic Control Devices states that “the entire area of white and orange stripes shall be reflectorized,” and must be visible under “normal atmospheric conditions from a minimum distance of 1,000 feet when illuminated by low beams of standard automobile headlights.”



FBARRSTD3EZKADE



RCONE28

FCONE28W\STRIPES



# APPENDIX M

## Ordering Process

Our goal is to provide you a quality product free of errors or delays. Orders can be placed by e-mail, fax, phone, or online at [www.iaprisonind.com](http://www.iaprisonind.com). We have also included a blank order form for your ordering convenience. An acknowledgement of the order will be sent to the account billing address once the order is entered. Please review this acknowledgment to ensure accuracy.

As with any of our products, if you have questions, feel free to contact us. Our customer service representatives are there to help you get the product you want.

Signs shown in this catalog are considered to be standard signs. We are happy to quote any non-standard or special sign requirement you have. Special/Non-standard signs cannot be returned.

To help ensure you are receiving the product you want, please provide the following information:

### Standard Signs

Account Name and Billing Address

Shipping Address

Contact Name, Contact Phone, Fax and E-mail address

Sign Catalog Number or MUTCD Number

Size of sign & shape: Width x Height, examples: diamond shaped, rectangular or square

Substrate type: .063", .080", .100", .125" Aluminum, HDO Plywood or other Substrates

Sheeting type-Examples are: Engineer Grade Prismatic, High Intensity Prismatic, and Diamond Grade Cubed. We also offer digital printing on clear, reflective and non-reflective material.

Sign color and text color

Sign message

One or two sided sign.

Standard specifications for radius and punch will be used. Please provide specifications for any other special radius and punch preference.

Street marker radius and punch specifications if we don't have your specifications on file.

Quantity discounts for multiple signs and free shipping may apply.

## **Special Signs**

Special signs or larger orders should be in writing including any special specification. Please provide the above listed information for standard signs and in addition any artwork for your special sign.

You may provide drawings or electronic files in many formats – the preferred formats include:

CorelDraw - .CDR

Adobe Photoshop - .PSD

JPEG File Interchange Format - .JPG

PC Paintbrush - .PCX

Adobe Illustrator - .AI

Tag Image File Format - .TIF

Graphics Interchange Format - .GIF,

Portable Network Graphics - .PNG

See page 99 (Instructions for Design Request) for further information and a complete list of files that IPI can open and work from.

A design layout is provided upon your request and 2 revisions are provided at no extra charge.

## **Terms and Conditions of Sale**

An order acknowledgement will be sent when your order has been placed. Please review your acknowledgement upon receipt and notify the customer service office of any discrepancies.

When you receive your order, check all merchandise carefully. If merchandise arrives in less than a satisfactory condition make a notation on the carrier delivery ticket.

**\*\*items missing when checked against the packing list**

**\*\*possibly damaged during shipping**

Shortages or damaged merchandise must be filed with the delivering carrier within five (5) days after receiving goods. Claims for loss, damage or transportation charges must not be deducted from our invoice. Discrepancies found should be noted in writing on carrier delivery ticket and your copy of the delivery ticket. It is important that the driver signs both copies of the delivery ticket acknowledging the discrepancy. Please follow-up by notifying customer service at 1-800-336-5863 immediately. If you find further damage after delivery of goods, contact the delivering carrier immediately and request the carrier to make an inspection report.

Merchandise may NOT be returned without Iowa Prison Industries approval. Goods returned without authorization will be refused and returned at the sender's expense. Authorized return of merchandise must be carefully packaged so it reaches us in resalable condition. Merchandise returned in damaged condition due to improper packing will not be eligible for credit.

Prices are subject to change without notice.

Terms of Payment: Subject to credit approval by Iowa Prison Industries. Standard terms are net 30 days from date of invoice.

### **Freight Policy**

**Consult our website at [www.iaprisonind.com](http://www.iaprisonind.com) for the current freight policy.**

**Thank You for your patronage.**



# MUTCD Index

D4-1	Parking Area	43
D4-2	Park - Ride	43
D6-4	National Scenic Byways	43
D6-4a	National Scenic Byway	43
D11-1	Bike Route	50
D11-1a	Bike Route	50
D11-1bP	Bike Route (plaque)	50
D11-1c	Bike Route	50
G20-1	Road Work Next XX Miles	38
G20-2	End Road Work	38
G20-4	Pilot Car Follow Me	38
I-8	Library	44
OM1-1	Type 1 Object Marker (Obstructions within the roadway)	39
OM1-2	Type 1 Object Marker (Obstructions within the roadway)	39
OM1-3	Type 1 Object Marker (Obstructions within the roadway)	39
OM2-1V	Type 2 Object Marker (Obstructions adjacent to the roadway)	39
OM2-2V	Type 2 Object Marker (Obstructions adjacent to the roadway)	39
OM2-1H	Type 2 Object Marker (Obstructions adjacent to the roadway)	39
OM2-2H	Type 2 Object Marker (Obstructions adjacent to the roadway)	39
OM3-L	Type 3 Object Marker (Obstructions adjacent to or within the roadway)	39, 49
OM3-C	Type 3 Object Marker (Obstructions adjacent to or within the roadway)	39, 49
OM3-R	Type 3 Object Marker (Obstructions adjacent to or within the roadway)	39, 49
OM4-1	Type 4 Object Markers (end of roadway)	39
OM4-2	Type 4 Object Markers (end of roadway)	39
OM4-3	Type 4 Object Markers (end of roadway)	39
M1-1	Interstate Route Sign	40
M1-2	Off-Interstate Route Sign	40
M1-3	Off-Interstate Route Sign	40
M1-4	US Route Sign	40
M1-5	State Route Sign	40
M1-6	County Route Sign	40
M1-7	Forest Route	40
M2-1	Junction	41
M2-2	Combination Junction (2 route signs)	41
M3-1	Cardinal Direction	41, 50
M3-2	Cardinal Direction	41, 50
M3-3	Cardinal Direction	41, 50
M3-4	Cardinal Direction	41, 50
M4-1a	Alternate	41, 50
M4-1	Alternate	41
M4-2	By-Pass	41
M4-3	Business	41, 50
M4-4	Truck	41
M4-5	To	41
M4-6	End	41
M4-7	Temporary	41
M4-7a	Temporary	41
M4-10	Detour (with arrow)	38
M4-14	Begin	41
M5-1	Advance Turn Arrow	42, 44, 50
M5-2	Advance Turn Arrow	42, 44, 50

M5-3	Advance Turn Arrow.....	42
M5-4	Lane Designation .....	42
M5-5	Lane Designation .....	42
M5-6	Lane Designation .....	42
M6-1	Directional Arrow.....	42, 44, 50
M6-2	Directional Arrow.....	42, 44, 50
M6-2a	Directional Arrow.....	42
M6-3	Directional Arrow.....	42, 44, 50
M6-4	Directional Arrow.....	42, 50
M6-5	Directional Arrow.....	42, 50
M6-6	Directional Arrow.....	42, 50
M6-7	Directional Arrow.....	42, 50
R1-1	Stop .....	8, 46
R1-2	Yield .....	8, 46
R1-2aP	To Oncoming Traffic ( Plaque) .....	8
R1-3P	All Way .....	8
R1-5	Yield Here to Peds .....	20
R1-5a	Yield Here to Pedestrians .....	20
R1-5b	Stop Here for Peds .....	20
R1-5c	Stop Here for Pedestrians .....	20
R1-6	In-Street Ped Crossing .....	20
R1-6a	In-Street Ped Crossing .....	20
R1-6b	In-Street Ped Crossing .....	45
R1-6c	In-Street Ped Crossing .....	45
R1-9	Overhead Ped Crossing .....	20
R1-9a	Overhead Ped Crossing .....	20
R1-10P	Except Right Turn (Plaque).....	8
R2-1	Speed Limit (English) .....	20
R2-2P	Truck Speed Limit (plaque) .....	20
R2-3P	Night Speed Limit (plaque) .....	20
R2-4a	Combined Speed Limit .....	20
R2-4P	Minimum Speed Limit (plaque) .....	20
R2-5P	Unless Otherwise Posted (plaque) .....	21
R2-5aP	Citywide (plaque) .....	21
R2-5bP	Neighborhood (plaque) .....	21
R2-5cP	Residential (plaque) .....	21
R2-6P	Fines Higher (plaque) .....	21
R2-6aP	Fines Double (plaque) .....	21
R2-6bP	\$XX Fine (plaque) .....	21
R2-10	Begin Higher Fines Zone .....	21
R2-11	End Higher Fines Zone .....	21
R3-1	Movement Prohibition .....	8
R3-2	No Left Turn Across Tracks .....	8
R3-3	No Turns .....	8
R3-4	No U-Turn .....	8
R3-5	Mandatory Movement (1 lane) .....	8
R3-5a	Mandatory Movement Thru .....	9
R3-5bP	Left Lane (plaque) .....	9
R3-5cP	HOV 2+ (plaque) .....	9
R3-5dP	Taxi Lane (plaque) .....	9
R3-5eP	Center Lane (plaque) .....	9
R3-5fP	Right Lane (plaque) .....	9
R3-5gP	Bus Lane (plaque) .....	9
R3-6	Optional Movement (1 lane) .....	9
R3-7	Mandatory Movement (text) .....	9

R3-8	Advance Intersection Lane Control .....	9
R3-8a	Advance Intersection Lane Control .....	9
R3-8b	Advance Intersection Lane Control .....	9
R3-9a	Two-Way Left Turn Only (overhead) .....	10
R3-9b	Two-Way Left Turn Only (post-mounted) .....	10
R3-9cP	Begin .....	10
R3-9dP	End .....	10
R3-9e	Reversible Lane Control (symbol) .....	10
R3-9f	Reversible Lane Control (post-mounted) .....	10
R3-9g	Advance Reversible Lane Control Transition Signing .....	10
R3-9h	Advance Reversible Lane Control Transition Signing .....	10
R3-9i	End Reverse Lane .....	10
R3-17	Bike Lane.....	46
R3-17aP	Bike Lane (plaques) .....	46
R3-17bP	Bike Lane (plaques) .....	46
R3-18	Movement Prohibition .....	9
R3-20L	Begin Left Turn Lane .....	9
R3-20R	Begin Right Turn Lane .....	9
R3-23	All Turns (U Turn) from Right Lane .....	10
R3-23a	All Turns (U Turn) from Right Lane .....	10
R3-24	All Turns (U Turn) with arrow .....	10
R3-24a	U and Left Turns with arrow .....	10
R3-24b	All Turns (U Turn) with arrow .....	10
R3-25	All Turns (U Turn) with arrow .....	10
R3-25a	U and Left Turns with arrow .....	11
R3-25b	All Turns (U Turn) with arrow .....	11
R3-26	U and Left Turns with arrow .....	11
R3-26a	All Turns (U Turn) with arrow .....	11
R3-27	Movement Prohibition .....	9
R3-33	Right Lane Must Exit .....	9
R4-1	Do Not Pass .....	11, 46
R4-2	Pass With Care .....	11, 46
R4-3	Slower Traffic Keep Right .....	11, 46
R4-4	Begin Right Turn Lane Yield to Bikes.....	46
R4-5	Trucks Use Right Lane .....	11
R4-7	Keep Right .....	11, 46
R4-7a	Keep Right .....	11
R4-7b	Keep Right .....	11
R4-7c	Narrow Keep Right .....	11
R4-8	Keep Left .....	11
R4-8a	Keep Left .....	11
R4-8b	Keep Left .....	11
R4-8c	Narrow Keep Left .....	11
R4-9	Stay in Lane .....	12
R4-10	Runaway Vehicles Only .....	12
R4-11	Bicycles May Use Full Lane .....	46
R4-12	Slow Vehicles with XX or More Following Vehicles Must Use Turn-Out .....	12
R4-13	Slow Vehicles Must Use Turn-Out Ahead .....	12
R4-14	Slow Vehicles Must Turn Out .....	12
R4-16	Keep Right Except to Pass .....	12, 46
R4-17	Do Not Drive on Shoulder .....	12
R4-18	Do Not Pass on Shoulder .....	12
R5-1	Do Not Enter .....	12
R5-1a	Wrong Way .....	12
R5-1b	Bicycle Wrong Way.....	46

R5-2	No Trucks .....	12
R5-2a	No Trucks .....	12
R5-3	No Motor Vehicles .....	12, 46
R5-4	No Commercial Vehicles .....	12
R5-5	No Vehicles with Lugs .....	12
R5-6	No Bicycles .....	12, 46
R5-7	No Non-Motorized Traffic .....	12
R5-8	No Motor-Driven Cycles .....	13
R5-10a	No Pedestrians, Bicycles, Motor-Driven Cycles .....	13
R5-10b	No Pedestrians or Bicycles .....	13
R5-10c	No Pedestrians .....	13
R5-11	Authorized Vehicles Only .....	13
R6-1	One Way .....	13
R6-2	One Way .....	13
R6-3	Divided Highway Crossing .....	13
R6-3a	Divided Highway Crossing .....	13
R6-4	Roundabout Directional (2 chevrons) .....	14
R6-4a	Roundabout Directional (3 chevrons) .....	14
R6-4b	Roundabout Directional (4 chevrons) .....	14
R6-5P	Roundabout Circulation (plaque) .....	14
R6-6	BEGIN ONE WAY .....	13
R6-7	END ONE WAY .....	13
R7-1	Parking Restrictions .....	14
R7-2	Parking Restrictions .....	14
R7-2a	Parking Restrictions .....	14
R7-3	Parking Restrictions .....	14
R7-4	Parking Restrictions .....	14
R7-5	Parking Restrictions .....	14
R7-6	Parking Restrictions .....	14
R7-7	Parking Restrictions .....	14
R7-8	Parking Restrictions .....	14
R7-8P	Van Accessible (plaque) .....	14
R7-9	No Parking Bike Lane.....	46
R7-9a	No Parking Bike Lane.....	46
R7-20	Fee Station .....	14
R7-21	Parking Restrictions .....	14
R7-21a	Parking Restrictions .....	14
R7-22	Parking Restrictions .....	14
R7-23	Parking Restrictions .....	14
R7-23a	Parking Restrictions .....	14
R7-107	Parking Restrictions .....	14
R7-107a	Parking Restrictions .....	15
R7-108	Parking Restrictions .....	14
R7-200	No Parking/Restricted Parking (combined sign) .....	15
R7-200a	No Parking/Restricted Parking (combined sign) .....	15
R7-201aP	Tow Away Zone (plaque) .....	15
R7-201P	Tow Away Zone (plaque) .....	15
R7-202P	This Side of Sign .....	15
R7-203	Emergency Snow Route .....	15
R8-1	No Parking on Pavement .....	15
R8-2	No Parking Except on Shoulder .....	15
R8-3	No Parking (symbol) .....	15
R8-3a	No Parking .....	15
R8-3bP	Except Sundays and Holidays .....	15
R8-3cP	On Pavement .....	15

R8-3dP	On Bridge .....	15
R8-3eP	On Tracks .....	15
R8-3fP	Except on Shoulder .....	15
R8-3gP	Loading Zone .....	15
R8-3hP	Times of Day .....	15
R8-4	Emergency Parking Only .....	16
R8-5	No Stopping on Pavement .....	16
R8-6	No Stopping Except on Shoulder .....	16
R8-7	Emergency Stopping Only .....	16
R9-1	Walk on Left Facing Traffic .....	16
R9-2	Cross Only at Crosswalks .....	16
R9-3	No Pedestrian Crossing (symbol) .....	13, 16, 46
R9-3a	No Pedestrian Crossing.....	16
R9-3bP	Use Crosswalk (plaque).....	16
R9-3cP	Ride With Traffic (plaque).....	46
R9-4	No Hitchhiking (symbol).....	16
R9-4a	No Hitch Hiking .....	16
R9-5	Bicycle Regulatory .....	46
R9-6	Bicycle Regulatory .....	46
R9-7	Shared-Use Path Restriction.....	47
R9-13	No Skaters .....	13, 47
R9-14	No Equestrians .....	13, 47
R10-1	Cross Only On Green.....	16
R10-2	Pedestrian Signs and Plaques .....	16
R10-3	Pedestrian Signs and Plaques .....	16
R10-3a	Pedestrian Signs .....	16
R10-3b	Pedestrian Signs and Plaques .....	16
R10-3c	Pedestrian Signs and Plaques .....	16
R10-3d	Pedestrian Signs and Plaques .....	16
R10-3e	Pedestrian Signs .....	16
R10-3f	Pedestrian Signs .....	16
R10-3g	Pedestrian Signs .....	16
R10-3h	Pedestrian Signs .....	17
R10-3i	Pedestrian Signs .....	17
R10-4	Pedestrian Signs and Plaques .....	17, 47
R10-4a	Pedestrian Signs .....	17
R10-5	Left on Green Arrow Only.....	17
R10-6	Stop Here on Red .....	17
R10-6a	Stop Here on Red .....	17
R10-7	Do Not Block Intersection.....	17
R10-8	Use Lane with Green Arrow.....	17
R10-10	Left (Right) Turn Signal .....	17
R10-11	No Turn on Red .....	17
R10-11a	No Turn on Red .....	17
R10-11b	No Turn on Red .....	17
R10-11c	No Turn on Red Except From Right Lane.....	17
R10-11d	No Turn on Red From This Lane.....	17
R10-12	Left Turn Yield on Green .....	17
R10-13	Emergency Signal .....	17
R10-14	Emergency Signal - Stop on Flashing Red.....	17
R10-14a	Emergency Signal - Stop on Flashing Red (overhead).....	17
R10-15L	Turning Vehicles Yield to Peds.....	18
R10-15R	Turning Vehicles Yield to Peds.....	18
R10-16	U-Turn Yield to Right Turn.....	18
R10-17a	Right on Red Arrow After Stop.....	18



R10-20aP	MON-FRI (and times) (plaque).....	18
R10-22	To Request Green Wait on Symbol.....	47
R10-23	Crosswalk, Stop on Red .....	18
R10-24	Bike Push Button for Green Light .....	47
R10-25	Push Button To Turn On Warning Lights .....	17, 47
R10-26	Bike Push Button for Green Light (arrow) .....	47
R10-27	Left Turn Yield on Flashing Red Arrow After Stop.....	18
R10-28	XX Vehicles Per Green .....	20
R10-29	XX Vehicles Per Green Each Lane.....	20
R10-30	Right Turn on Red Must Yield to U-Turn .....	18
R10-31P	At Signal (plaque) .....	18
R10-32P	Push Button for 2 Seconds for Extra Crossing Time .....	17
R11-1	Keep Off Median .....	18
R11-2	Road Closed .....	18
R11-3a	Road Closed - Local Traffic Only .....	18
R11-3b	Road Closed - Local Traffic Only .....	18
R11-4	Road Closed - Local Traffic Only .....	18
R12-1	Weight Limit .....	18
R12-2	Weight Limit .....	18
R12-3	Weight Limit .....	18
R12-4	Weight Limit.....	18
R12-5	Weight Limit (with symbols).....	18
R13-1	Weigh Station .....	19
R14-1	Truck Route .....	19
R14-2	Hazardous Material .....	19
R14-3	Hazardous Material .....	19
R14-4	National Network .....	19
R14-5	National Network .....	19
R15-1	Grade Crossing (Crossbuck) .....	47
R15-2P	Number of Tracks (plaque).....	47
R15-8	Look .....	47
R16-4	Fender Bender Move Vehicles .....	20
R16-5	Lights On When Using Wipers or Raining .....	19
R16-6	Lights On When Using Wipers or Raining .....	19
R16-7	Turn On Headlights Next XX Miles .....	19
R16-8	Turn On, Check Headlights .....	19
R16-9	Turn On, Check Headlights .....	19
R16-10	Begin, End Daytime Headlight Section .....	19
R16-11	Begin, End Daytime Headlight Section .....	19
RS-002	Smoking (For non-road use only) .....	51
RS-005	Tunnel .....	51
RS-006	Lookout Tower .....	51
RS-007	Lighthouse .....	51
RS-008	Falling Rocks (For non-road use only) .....	51
RS-009	Dam .....	51
RS-010	Fish Hatchery .....	52
RS-011	Deer Viewing Area .....	51
RS-012	Bear Viewing Area .....	51
RS-013	Drinking Water .....	53
RS-015	Ranger Station .....	53
RS-017	Pets on Leash (For non-road use only) .....	51
RS-020	Grocery Store .....	53
RS-021	Men's Restroom .....	56
RS-022	Restrooms .....	56
RS-023	Women's Restroom .....	56

RS-024	First Aid .....	53
RS-026	Post Office .....	53
RS-027	Mechanic .....	53
RS-030	Lockers/Storage (For non-road use only) .....	53
RS-031	Bus Stop .....	51
RS-034	Parking .....	56
RS-035	Showers (For non-road use only) .....	53
RS-036	Viewing Area .....	51
RS-037	Sleeping Shelter (For non-road use only) .....	56
RS-039	Picnic Shelter .....	53
RS-040	Trailer Site .....	57
RS-041	Sanitary Station .....	53
RS-042	Campfires (For non-road use only) .....	51
RS-043	Trail Shelter (For non-road use only) .....	54
RS-044	Picnic Site .....	54
RS-045	Kennel .....	54
RS-046	Cross Country Skiing .....	56
RS-047	Downhill Skiing .....	56
RS-048	Ski Jumping .....	56
RS-049	Sledding .....	56
RS-050	Ice Skating .....	56
RS-052	Snowmobiling .....	56
RS-053	Marina .....	52
RS-054	Boat Ramp .....	52
RS-055	Motorboating .....	52
RS-056	Sailing .....	52
RS-057	Rowboating .....	52
RS-058	Waterskiing .....	52
RS-059	Surfing .....	52
RS-060	Scuba Diving .....	52
RS-061	Swimming .....	52
RS-062	Diving .....	53
RS-063	Fishing Area .....	53
RS-064	Horse Trail .....	54
RS-067	Off-Road Vehicle Trail .....	54
RS-068	Hiking Trail .....	54
RS-070	Amphitheater .....	54
RS-071	Tramway .....	54
RS-073	Stable .....	54
RS-076	Wildlife Viewing .....	54
RS-077	Winter Recreational Area .....	56
RS-078	Snowshoeing .....	56
RS-079	Canoeing .....	53
RS-080	Point of Interest .....	51
RS-081	Technical Rock Climbing .....	55
RS-082	Climbing (For non-road use only) .....	55
RS-083	Rock Collecting (For non-road use only) .....	55
RS-084	Spelunking/Caves .....	55
RS-085	Laundromat .....	54
RS-086	Litter Receptacle .....	54
RS-087	Tour Boat .....	53
RS-088	Wading .....	53
RS-089	Fish Ladder (For non-road use only) .....	53
RS-090	Fire Extinguisher (For non-road use only) .....	51
RS-091	Trash Dumpster .....	54

RS-092	Ice Fishing .....	56
RS-093	Fish Cleaning (For non-road use only) .....	53
RS-094	Lifejackets (For non-road use only) .....	53
RS-095	All-Terrain Trail .....	55
RS-096	Baseball (For non-road use only) .....	55
RS-097	Exercise/Fitness .....	55
RS-098	Skateboarding (For non-road use only) .....	55
RS-099	Rattlesnakes (For non-road use only) .....	51
RS-101	Cans or Bottles (For non-road use only) .....	51
RS-102	Snack Bar (For non-road use only) .....	51
RS-103	Radios (For non-road use only) .....	51
RS-104	Recreational Vehicle Site.....	57
RS-105	Chair Lift/Ski Lift .....	56
RS-106	Seal Viewing .....	53
RS-109	Theater .....	54
RS-111	Strollers (For non-road use only) .....	51
RS-112	Firewood Cutting (For non-road use only) .....	54
RS-113	Driving Tour .....	55
RS-114	Interpretive Trail .....	55
RS-115	Sea Plane .....	51
RS-116	Archery .....	55
RS-120	Wood Gathering (For non-road use only) .....	52
RS-122	Walk on Boardwalk (For non-road use only) .....	52
RS-123	Stay on Trail (For non-road use only) .....	52
RS-125	In-Line Skating .....	55
RS-126	Hang Gliding .....	55
RS-127	Snowboarding .....	56
RS-128	Golfing (For non-road use only) .....	55
RS-129	Tennis .....	55
RS-137	Baby Changing Station (Men's Room).....	57
RS-138	Baby Changing Station (Women's Room).....	57
RS-140	Pick-Up Trucks .....	52
RS-141	Nature Study Area .....	52
RS-142	Cultural Interest Area .....	52
RS-143	Dog Sledding .....	56
RS-144	Snow Tubing .....	56
RS-148	Walk-In Camp.....	57
RS-149	Corral .....	55
RS-150	Electrical Hook-Up .....	54
RS-200	Recycling (For non-road use only) .....	52
S1-1	School .....	45
S3-1	School Bus Stop Ahead .....	45
S3-2	School Bus Turn Ahead .....	45
S4-1P	"X:XX to X:XX AM - X:XX to X:XX PM X:XX to X:XX PM" .....	45
S4-2P	When Children Are Present .....	45
S4-3P	School .....	45
S4-4P	When Flashing .....	45
S4-5	Reduced School Speed Limit Ahead .....	45
S4-5a	Reduced School Speed Limit Ahead .....	45
S4-6P	Mon-Fri .....	45
S4-7P	All Year .....	45
S5-1	School Speed Limit XX When Flashing .....	45
S5-2	End School Zone .....	45
S5-3	End School Speed Limit .....	45
W1-1	Turn and Curve Warning .....	22, 34, 47

W1-1a	Combination Horizontal Alignment/Advisory Speed .....	22
W1-2	Turn and Curve Warning .....	22, 34, 47
W1-2a	Combination Horizontal Alignment/Advisory Speed Signs .....	22
W1-3	Turn and Curve Warning .....	22, 34, 47
W1-4	Turn and Curve Warning .....	22, 34, 47
W1-4b	Reverse Curve (2 or more lanes).....	34
W1-4c	Reverse Curve (3 or more lanes).....	34
W1-5	Turn and Curve Warning .....	22, 47
W1-6	One-Direction Large Arrow .....	22, 34, 47
W1-7	Two-Direction Large Arrow .....	29, 47
W1-8	Chevron .....	22, 34
W1-10	Combination Horizontal Alignment/Intersection .....	22
W1-10a	Combination Horizontal Alignment/Intersection .....	22
W1-10b	Combination Horizontal Alignment/Intersection .....	22
W1-10c	Combination Horizontal Alignment/Intersection .....	22
W1-10d	Combination Horizontal Alignment/Intersection .....	22
W1-10e	Combination Horizontal Alignment/Intersection .....	22
W1-11	Hairpin Curve .....	22
W1-13	Truck Rollover .....	22
W1-15	270-degree Loop .....	22
W2-1	Cross Road (symbol) .....	29, 47
W2-2	Side Road (symbol) .....	29, 47
W2-3	Side Road (symbol) .....	29, 48
W2-4	T Intersection .....	29, 48
W2-5	Y Intersection .....	29, 48
W2-6	Circular Intersection .....	29
W2-7L	OffSet Side Roads .....	29
W2-7R	OffSet Side Roads .....	29
W2-8	Double Side Roads (symbol) .....	29
W3-1	Stop Ahead (symbol) .....	25, 34, 48
W3-2	Yield Ahead (symbol) .....	25, 34, 48
W3-3	Signal Ahead (symbol) .....	25, 34, 48
W3-4	Be Prepared to Stop .....	25, 34
W3-5	Reduced Speed Limit Ahead .....	27, 34
W3-5a	XX MPH Speed Zone Ahead .....	27, 34
W3-6	Draw Bridge .....	25
W3-7	Ramp Meter Ahead .....	26
W3-8	Ramp Metered When Flashing .....	26
W4-1	Merge .....	28, 34
W4-2	Lane Ends .....	28, 34
W4-3	Added Lane .....	28, 34
W4-4aP	Traffic From Left (Right) Does Not Stop (plaque).....	29
W4-4bP	Oncoming Traffic Does Not Stop (plaque) .....	29
W4-4P	Cross Traffic Does Not Stop (plaque) .....	29
W4-5	Entering Roadway Merge .....	28, 34
W4-5P	No Merge Area (plaque) .....	28, 34
W4-6	Entering Roadway Added Lane .....	28, 34
W5-1	Road Narrows .....	24, 35
W5-2	Narrow Bridge .....	24, 35, 48
W5-3	One Lane Bridge .....	24, 35
W5-4	Ramp Narrows .....	35
W5-4a	Path Narrows.....	48
W6-1	Divided Highway .....	24, 35
W6-2	Divided Highway Ends .....	24, 35
W6-3	Two-Way Traffic .....	35

W6-4	Two-Way Traffic .....	35
W7-1	Hill .....	23, 35
W7-1a	Hill with Grade .....	23
W7-2bP	Trucks Use Lower Gear (plaque) .....	23
W7-2P	Use Low Gear (plaque) .....	23
W7-3aP	Next XX Miles (plaque) .....	23, 35
W7-3bP	XX% Grade, XX Miles (plaque) .....	23
W7-3P	XX% Grade (plaque) .....	23
W7-4	Runaway Truck Ramp XX Miles .....	23
W7-4b	Runaway Truck Ramp (with arrow) .....	23
W7-4c	Truck Escape Ramp .....	23
W7-4dP	Sand (plaque) .....	24
W7-4eP	Gravel (plaque) .....	24
W7-4fP	Paved (plaque) .....	24
W7-5	Hill .....	48
W7-6	Hill Blocks View .....	24
W8-1	Bump .....	26, 35, 48
W8-2	Dip .....	26, 35, 48
W8-3	Pavement Ends .....	26, 35, 48
W8-4	Soft Shoulder .....	26, 35
W8-5	Slippery When Wet .....	26, 35
W8-5aP	Ice .....	26
W8-5bP	Road Condition (plaques) .....	26
W8-5cP	Road Condition (plaques) .....	26
W8-5P	Road Condition (plaques) .....	26
W8-6	Truck Crossing .....	30, 35
W8-7	Loose Gravel .....	26, 35
W8-8	Rough Road .....	26, 35
W8-9	Low Shoulder .....	26, 35
W8-10	Bicycle Surface Condition .....	48
W8-10P	Slippery When Wet (plaque).....	48
W8-11	Uneven Lanes .....	26, 35
W8-12	No Center Line .....	26, 36
W8-13	Bridge Ices Before Road .....	26
W8-14	Fallen Rocks .....	26, 36
W8-15	Grooved Pavement .....	27, 36
W8-15P	Motorcycle (plaque) .....	27, 36
W8-16	Metal Bridge Deck .....	27
W8-17	Shoulder Drop Off (symbol) .....	27, 36
W8-17P	Shoulder Drop-Off (plaque) .....	27, 36
W8-18	Road May Flood .....	27, 36
W8-19	Flood Gauge .....	27
W8-21	Gusty Winds Area .....	27
W8-22	Fog Area .....	27
W8-23	No Shoulder .....	27, 36
W8-24	Steel Plate Ahead .....	36
W8-25	Shoulder Ends .....	27, 36
W9-1	Left (Right) Lane Ends .....	28, 36
W9-2	Lane Ends Merge Left (Right) .....	28, 36
W9-3	Center Lane Closed Ahead .....	36
W9-7	Right (Left) Lane Exit Only Ahead .....	28
W10-1	Grade Crossing Advance Warning.....	31, 48
W10-1aP	Exempt (plaque).....	31
W10-2	Grade Crossing Advance Warning.....	31
W10-3	Grade Crossing Advance Warning.....	31

W10-4	Grade Crossing Advance Warning.....	32
W10-5	Low Ground Clearance.....	32
W10-5P	Low Ground Clearance (plaque).....	32
W10-7	Light Rail Activated Blank-Out Symbol.....	32
W10-8	Trains May Exceed 80 MPH.....	32
W10-9	No Train Horn.....	32
W10-9P	No Train Horn (plaque).....	32, 48
W10-11	Storage Space Symbol.....	32
W10-11a	Storage Space XX Feet Between Tracks & Highway.....	32
W10-11b	Storage Space XX Feet Between Highway & Tracks Behind You.....	32
W10-12	Skewed Crossing.....	32, 48
W10-13P	No Gates or Lights (plaque).....	32
W10-14P	Next Crossing (plaque).....	32
W10-14aP	Use Next Crossing (plaque).....	32
W10-15P	Rough Crossing (plaque).....	32
W11-1	Bicycle Warning.....	30, 48
W11-2	Pedestrian Crossing.....	31, 49
W11-3	Non-Vehicular Warning (Deer).....	31
W11-4	Non-Vehicular Warning (Cow).....	31
W11-5	Farm Vehicle.....	30
W11-5a	Farm Vehicle.....	30
W11-6	Snowmobile.....	31
W11-7	Equestrian.....	31
W11-8	Emergency Vehicle.....	30
W11-9	Handicapped.....	31
W11-10	Truck.....	30, 36
W11-11	Golf Cart.....	30
W11-12P	Emergency Signal Ahead (plaque).....	30
W11-14	Horse-Drawn Vehicle.....	30
W11-15	Combination Bike and Ped Crossing.....	30, 49
W11-15a	Trail Crossing.....	30
W11-15P	Trail Crossing (plaque).....	30, 49
W11-16	Non-Vehicular Warning (Bear).....	31
W11-17	Non-Vehicular Warning (Sheep).....	31
W11-18	Non-Vehicular Warning (Bighorn Sheep).....	31
W11-19	Non-Vehicular Warning (Donkey).....	31
W11-20	Non-Vehicular Warning (Elk).....	31
W11-21	Non-Vehicular Warning (Moose).....	31
W11-22	Non-Vehicular Warning (Wild Horse).....	31
W12-1	Double Arrow.....	24, 36
W12-2	Low Clearance (with arrows).....	24, 36, 49
W12-2a	Low Clearance.....	24
W13-1P	Advisory Speed (plaque).....	22, 36
W13-2	Advisory Exit Speed.....	22
W13-3	Advisory Ramp Speed.....	23
W13-4P	On Ramp (plaque).....	36
W13-6	Horizontal Alignment/Advisory Exit Speed.....	23
W13-7	Horizontal Alignment/Advisory Ramp Speed.....	23
W14-1	Dead End.....	24
W14-1a	Dead End (with Arrow).....	25
W14-2	No Outlet.....	25
W14-2a	No Outlet (with Arrow).....	25
W14-3	No Passing Zone (pennant).....	28, 36
W15-1	Playground.....	31, 49
W16-1P	Share the Road (plaque).....	33, 49

W16-2aP	XX Ft .....	33, 49
W16-2P	XX Feet .....	33, 37, 49
W16-3aP	XX Miles(1-line plaque) .....	33
W16-3P	XX Miles (2-line plaque) .....	33
W16-4P	Next XX Feet (plaque) .....	33
W16-5P	Turn Arrow (plaque) .....	33
W16-6P	Advance Turn Arrow (plaque) .....	33
W16-7P	Downward Diagonal Arrow (plaque) .....	33, 49
W16-8aP	Advance Street Name (2-line plaque) .....	33
W16-8P	Advance Street Name (1-line plaque) .....	33
W16-9P	Ahead (plaque) .....	33, 49
W16-10aP	Photo Enforced (plaque) .....	33
W16-10P	Photo Enforced (symbol plaque) .....	33
W16-12P	Traffic Circle (plaque) .....	29
W16-13P	When Flashing (plaque) .....	33
W16-15P	New (plaque) .....	33
W16-17P	Roundabout (plaque) .....	29
W16-18P	NOTICE .....	33
W17-1	Speed Hump .....	27
W19-1	Freeway Ends XX Miles .....	25
W19-2	Expressway Ends XX Miles .....	25
W19-3	Freeway Ends .....	25
W19-4	Expressway Ends .....	25
W19-5	All Traffic Must Exit .....	25
W20-1	Road Work (with distance) .....	36
W20-2	Detour (with distance) .....	37
W20-3	Road (Street) Closed (with distance) .....	37
W20-4	One Lane Road (with distance) .....	37
W20-5	Lane(s) Closed (with distance) .....	37
W20-5a	2 Right Lanes Closed (with distance) .....	37
W20-7	Flagger (symbol) .....	37
W21-1	Workers .....	37
W21-2	Fresh Oil (Tar) .....	37
W21-3	Road Machinery Ahead .....	37
W21-4	Slow Moving Vehicle .....	37
W21-5	Shoulder Work .....	37
W21-5a	Shoulder Closed .....	37
W21-5b	Shoulder Closed (with distance) .....	37
W21-6	Survey Crew .....	37
W21-7	Utility Work Ahead .....	37
W21-8	Mowing Ahead .....	37
W22-1	Blasting Zone Ahead .....	37
W22-2	Turn Off 2-Way Radio and Cell Phone .....	37
W22-3	End Blasting Zone .....	37
W23-1	Slow Traffic Ahead.....	38
W23-2	New Traffic Pattern Ahead .....	27, 38
W24-1	Double Reverse Curve (1 lane) .....	38
W24-1a	Double Reverse Curve (2 lanes) .....	38
W24-1b	Double Reverse Curve (3 lanes) .....	38
W24-1cP	All Lanes .....	38
W25-1	Oncoming Traffic Has Extended Green .....	29
W25-2	Oncoming Traffic May Have Extended Green .....	29

# DNR Index

DNR1	Iowa Shape (Blank) .....	58
DNR1A	Iowa Shape (Any Message) .....	58
DNR5	Blinds and/or Decoys .....	58
DNR10	Wildlife Management Area Public Hunting .....	58
DNR15	Public Access - Iowa Shape - (Blank) - Dept. of Natural Resources .....	58
DNR15A	Public Access - Iowa Shape - (Any Message) - Dept. of Natural Resources .....	58
DNR19	Big Marsh Wildlife Area (Any Message) .....	58
DNR20	Wildlife Management Area Wildlife Refuge .....	58
DNR25	Wildlife Management Area .....	58
DNR27	No Shooting Within 200 Yards of Occupied Buildings .....	58
DNR30	Closed to Canada Goose Hunting .....	58
DNR34	Barricade .....	59
DNR37	Waterfowl Refuge.....	59
DNR300	Snowmobile Not Allowed.....	59
DNR301	Snowmobile Allowed.....	59
DNR303	ATVS Not Allowed.....	59
DNR304	ATVS Allowed.....	59
DNR305	Stay On Trail.....	59
DNR306	Stop Ahead.....	60
DNR307	Yield Ahead .....	60
DNR308	Do Not Enter .....	60
DNR309	Trail Closed.....	60
DNR310	Yield .....	60
DNR311	Stop .....	60
DNR312	Single Arrow.....	60
DNR313	T Intersection .....	60
DNR314	Keep Right .....	60
DNR315	Caution .....	60
DNR316	Caution Ahead .....	60
DNR317	Slow .....	60
DNR318	Two Way Trail.....	60
DNR319	Bridge .....	60
DNR320	Trail Y Left .....	60
DNR321	Trail Y Right .....	60
DNR322	U-Turn Left.....	61
DNR323	U-Turn Right.....	61
DNR324	Up-And-Out Left.....	61
DNR325	Up-And-Out Right .....	61
DNR326	Trail Curve Left .....	61
DNR327	Trail Curve Right .....	61
DNR328	Sharp Left Turn .....	61
DNR329	Sharp Right Turn .....	61
DNR330	Bridge Marker Left.....	61
DNR331	Bridge Marker Right.....	61
DNR332	Trail Diamond (Orange Blazer).....	61
DNR333	Trail Diamond (Green Blazer).....	61
DNR334	Keep Left .....	61
DNR335	Respect Private Property.....	61



DNR336	Bridge Ahead.....	61
DNR337	Watch For (Plow Symbol).....	61
DNR338	Slow 5 MPH No Dust.....	62
DNR339	Trail Temporarily Closed.....	62
DNR340	Stay On Designated Routes.....	62
DNR341	Area Closed Use Other Trails.....	62
DNR342	Two Way Trails.....	62
DNR343	Wrong Way.....	62
DNR344	Cross Road.....	62
DNR345	Practice Track.....	62
DNR346	Tot-Lot 100CC or Less.....	62
DNR347	Notice Alcohol Is Not Permitted On Site.....	62
DNR348	No Parking w/Double Arrow.....	62
DNR349	Perimeter Trail.....	62
DNR400	Water Trail.....	63
DNR401	Launch ID(#) and Distance( ).....	63
DNR402	Access XX.....	63
DNR403	Campsite.....	63
DNR404	No Camping.....	63
DNR405	Picnic Area.....	63
DNR406	Hiking.....	63
DNR407	Rest Room.....	63
DNR408	Warning Dam Ahead XX Feet.....	63
DNR409	Danger Recirculating Currents.....	63
DNR410	Warning Dam Ahead XX Miles.....	63
DNR411	Warning Dam Ahead XX Feet.....	63
DNR412A	Portage Trail Ahead.....	63
DNR412L	Portage Trail Left.....	63
DNR412NOA	No Portage Trail Ahead.....	64
DNR412NOL	No Portage Trail Left.....	64
DNR412NOR	No Portage Trail Right.....	64
DNR412R	Portage Trail Right.....	63
DNR413	Water Trail Rules.....	64
DNR414	Warning Dam Ahead XX Feet.....	64
DNR415	Water Trail Symbol.....	64
DNR416	Bridge.....	64
DNR417	Boat Navigation Arrow.....	64
DNR418	Wear (Lifejacket Sym).....	64
DNR419	Access Point ID(#).....	64
DNR420A	XX MI Arrow Sign.....	64
DNR420B	Arrow.....	64
DNR421	Danger Dam Ahead.....	64
DNR422	Dam.....	64

# ISI Index

FADOPHW	Adopt-a-Highway .....	77
FADOPHWSP (48X12)	Adopt-a-Highway .....	77
FADOPHWSP (48X18)	Adopt-a-Highway .....	77
FADOPRW (48X24)	Adopt-a-Roadway .....	77
ISI1	Stay Back 50 Ft .....	65
ISI2	D.A.R.E Community .....	65
ISI3	No Drug Zone .....	65
ISI4	Masonic Symbol .....	65
ISI5	Do Not Enter Flooded .....	65
ISI6	Neighborhood Watch Area .....	65
ISI8	No Smoking .....	65
ISI10	Reserved .....	65
ISI12	Exit .....	65
ISI13	Men .....	65
ISI14	Women .....	66
ISI15	Men (Negative Print) .....	66
ISI16	Women (Negative Print) .....	66
ISI17	Hazardous Materials .....	66
ISI17A	Hazardous Materials .....	66
ISI18	Signs Not Posted for All Hazardous Chemicals .....	66
ISI19	No Smoking .....	74
ISI20	No Smoking .....	74
ISI21 (12X12)	No Smoking .....	74
ISI21 (8X8)	No Smoking .....	74
ISI21 (DECAL CLEAR CLING)	No Smoking .....	74
ISI21 (DECAL CLEAR)	No Smoking .....	74
ISI21 (DECAL WHITE 12X12)	No Smoking .....	74
ISI21 (DECAL WHITE 8X8)	No Smoking .....	74
ISI21 (DECAL WHITE 8X3)	No Smoking .....	74
ISI22 (8X8)	No Smoking .....	74
ISI22 (12X12)	No Smoking .....	74
ISI22 (DECAL BLACK 12X12)	No Smoking .....	74
ISI22 (DECAL BLACK 8X8)	No Smoking .....	74
ISI23	Tobacco Free Campus .....	74
ISI24	R.E.A.P. Funded By .....	66
ISI24A	R.E.A.P. Park Improvement .....	66
ISI25	A Cooperative Project for Outdoor Recreation .....	66
ISI26	No Hunting .....	66
ISI27	Public Hunting Area .....	66
ISI28	Boundary Natural Resource Area Hunting is Allowed .....	66
ISI29	Park Destination .....	66
ISI30	Park Boundary Respect Private Property .....	66
ISI31-CL	Public Area .....	73
ISI31-CR	Public Area .....	73
ISI31-CS	Public Area .....	73
ISI31-FL	Public Area .....	73
ISI31-FR	Public Area .....	73
ISI31-FRL	Public Area .....	73
ISI31-FS	Public Area .....	73
ISI31-HL	Public Area .....	73

ISI31-HR	Public Area .....	73
ISI31-HRL	Public Area .....	73
ISI31-HRLS	Public Area .....	73
ISI31-HS	Public Area .....	73
ISI32	No Dumping Allowed .....	66
ISI33 (DECAL BLACK 3X3)	No Smoking .....	75
ISI33 (DECAL BLACK RND)	No Smoking .....	74
ISI33 (DECAL CLEAR 3X3)	No Smoking .....	75
ISI33 (DECAL WHITE 3X3)	No Smoking .....	75
ISI33 (DECAL WHITE RND)	No Smoking .....	74
ISI34	All Vehicles .....	67
ISI35	Carry In Carry Out .....	67
ISI36	Iowa Fish Habitat Program .....	67
ISI37	Project Funded .....	67
ISI38	Reduced Speed Ahead .....	67
ISI39	Speed Zone Ahead .....	67
ISI40	No Trespassing .....	67
ISI41	Row .....	67
ISI42	Fire Extinguisher .....	67
ISI43	Danger (Insert) .....	67
ISI44	Not An Exit .....	67
ISI45	Parallel Parking Only .....	67
ISI46	Visitor Parking Only .....	67
ISI47	No Vehicles Beyond This Point .....	67
ISI48	Engine Brake Ordinance Enforced.....	67, 68
ISI49	Check Your Speed .....	68
ISI50	Ahead (Insert) .....	68
ISI51	Conservation Farm .....	68
ISI52	Dirt Road .....	68
ISI53	Dragoon Trail .....	68
ISI54	Gravel Ends .....	68
ISI55	Gravel Ends XX Mile .....	68
ISI56	Hidden Driveway .....	68
ISI57	Minimum Maintenance Road Ahead .....	68
ISI58	No Snow Removal .....	68
ISI59	Rock Ends .....	68
ISI60	Rock Ends Ahead .....	68
ISI61	Surfacing Ends .....	68
ISI62	Watch For Children .....	68
ISI63	Caution Deaf Children .....	68
ISI64	Slow Children .....	68
ISI65	Slow Children at Play .....	68
ISI66	End County Maintenance .....	68
ISI67	Level B Service Enter at Your Own Risk .....	69
ISI68	Please Alternate .....	69
ISI69	No Trespassing Level C Service .....	69
ISI70	No Weapons Allowed .....	76
ISI71	No Weapons Allowed .....	76
ISI71 (DECAL CLEAR)	No Weapons Allowed .....	75
ISI71 (DECAL PENSTICK CLEAR)	No Weapons Allowed .....	75
ISI71 (DECAL WHITE)	No Weapons Allowed .....	75
ISI72	No Weapons Allowed .....	76
ISI72 (DECAL CLEAR)	No Weapons Allowed .....	75
ISI72 (DECAL PENSTICK CLEAR)	No Weapons Allowed .....	75
ISI72 (DECAL WHITE)	No Weapons Allowed .....	75

ISI73	No Weapons Allowed .....	76
ISI73 (DECAL CLEAR)	No Weapons Allowed .....	76
ISI73 (DECAL PENSTICK CLEAR)	No Weapons Allowed .....	76
ISI73 (DECAL WHITE)	No Weapons Allowed .....	76
ISI74	No Weapons Allowed .....	76
ISI74 (DECAL CLEAR)	No Weapons Allowed .....	76
ISI74 (DECAL PENSTICK CLEAR)	No Weapons Allowed .....	76
ISI74 (DECAL WHITE)	No Weapons Allowed .....	76
ISI75	No Weapons Allowed .....	76
ISI75 (DECAL CLEAR)	No Weapons Allowed .....	76
ISI75 (DECAL PENSTICK CLEAR)	No Weapons Allowed .....	76
ISI75 (DECAL WHITE)	No Weapons Allowed .....	76
ISI80	Deaf Child Area .....	69
ISI81	Flood Area Ahead .....	69
ISI82	Impassable During High Water .....	69
ISI83	Limited Sight Distance .....	69
ISI84	Not a Through Street .....	69
ISI85	Water Over Road .....	69
ISI86	No Parking During Snow Removal .....	69
ISI87	Visitor Parking .....	69
ISI88	Reserved Parking .....	69
ISI90	Emergency Snow Route .....	69
ISI91	Disabled Parking Only Improper Use \$200 Fine .....	69
ISI92	Disabled Parking Only .....	69
ISI93	Disabled Parking State Permit Required .....	69
ISI94	Disabled Parking State Permit Required .....	69
ISI95	Disabled Van Accessible .....	69
ISI96	Disabled Van Accessible .....	69
ISI97	Improper Use \$200 Fine .....	70
ISI98	State Permit Required .....	70
ISI99	Van Accessible .....	70
ISI100	() Minute Parking.....	70
ISI101	Cattle Xing .....	70
ISI102	Deer Xing .....	70
ISI103	Farm Machinery .....	70
ISI104	Fire Station .....	70
ISI105	Low Clearance .....	70
ISI106	No Left Turn .....	70
ISI107	No Right Turn .....	70
ISI108-SMV	Slow Moving Vehicle .....	70
ISI109	Caution Minimum Maintenance Road .....	70
ISI110	Slow .....	70
ISI111	Iowa Mormon Trails .....	70
ISI112	School Bus.....	70
ISI113	Driver Education.....	70
ISI114	This Vehicle Uses Ethanol .....	69
ISI115	Fueled With 85% Ethanol.....	71
ISI116	Student Driver.....	71
ISI117	Flag.....	71
ISI118	Permanent Road Closure .....	71
ISI119	Permanent Road Closure .....	71
ISI120	Warning Bridge Ahead Safe For One Truck Only .....	71
ISI121	Trucks Over () LBS Yield.....	71
ISI122	Restricted Bridge.....	71
ISI123	Tornado Safe Room.....	72
ISI124	Tornado Safe Room.....	72

ISI125	Tornado Save Room.....	72
ISI126	Ahead.....	72
Type B Interstate Signs	.....	78
Logo Business Signs	.....	78

# Alphabetical Index

( ) Miles Ahead .....	72
( ) Minute Parking.....	70
“X:XX to X:XX AM - X:XX to X:XX PM X:XX to X:XX PM” .....	45
\$XX Fine (plaque) .....	21
(12X12) No Smoking .....	74
(12X12) No Smoking .....	74
(48X12) Adopt-a-Highway .....	77
(48X18) Adopt-a-Highway .....	77
(48X24) Adopt-a-Roadway.....	77
(8X8) No Smoking .....	74
(8X8) No Smoking .....	74
(DECAL BLACK 12X12) No Smoking .....	74
(DECAL BLACK 3X3) No Smoking .....	75
(DECAL BLACK 8X8) No Smoking .....	74
(DECAL BLACK RND) No Smoking .....	74
(DECAL CLEAR 3X3) No Smoking .....	75
(DECAL CLEAR CLING) No Smoking .....	74
(DECAL CLEAR) No Smoking .....	74
(DECAL CLEAR) No Weapons Allowed .....	75
(DECAL CLEAR) No Weapons Allowed .....	75
(DECAL CLEAR) No Weapons Allowed .....	76
(DECAL CLEAR) No Weapons Allowed .....	76
(DECAL CLEAR) No Weapons Allowed .....	76
(DECAL CLEAR) No Weapons Allowed .....	76
(DECAL PENSTICK CLEAR) No Weapons Allowed .....	75
(DECAL PENSTICK CLEAR) No Weapons Allowed .....	75
(DECAL PENSTICK CLEAR) No Weapons Allowed .....	76
(DECAL PENSTICK CLEAR) No Weapons Allowed .....	76
(DECAL PENSTICK CLEAR) No Weapons Allowed .....	76
(DECAL WHITE 12X12) No Smoking .....	74
(DECAL WHITE 3X3) No Smoking .....	75
(DECAL WHITE 8X3) No Smoking .....	74
(DECAL WHITE 8X8) No Smoking .....	74
(DECAL WHITE RND) No Smoking .....	74
(DECAL WHITE) No Weapons Allowed .....	75
(DECAL WHITE) No Weapons Allowed .....	75
(DECAL WHITE) No Weapons Allowed .....	76
(DECAL WHITE) No Weapons Allowed .....	76
(DECAL WHITE) No Weapons Allowed .....	76
2 Right Lanes Closed (with distance) .....	37
270-degree Loop .....	22
A Cooperative Project for Outdoor Recreation .....	66
Access Point ID(#) .....	64
Access XX .....	63
Added Lane .....	28, 34
Adopt-a-Highway .....	77
Advance Intersection Lane Control .....	9
Advance Intersection Lane Control .....	9
Advance Intersection Lane Control .....	9
Advance Reversible Lane Control Transition Signing .....	10
Advance Reversible Lane Control Transition Signing .....	10

Advance Street Name (1-line plaque) .....	33
Advance Street Name (2-line plaque) .....	33
Advance Turn Arrow (plaque) .....	33
Advance Turn Arrow .....	42, 44, 50
Advance Turn Arrow .....	42, 44, 50
Advance Turn Arrow .....	42
Advisory Exit Speed .....	22
Advisory Ramp Speed .....	23
Advisory Speed (plaque) .....	22, 36
Ahead .....	72
Ahead (Insert) .....	68
Ahead (plaque) .....	33, 49
All Lanes .....	38
All Traffic Must Exit .....	25
All Turns (U Turn) from Right Lane .....	10
All Turns (U Turn) from Right Lane .....	10
All Turns (U Turn) with arrow .....	10
All Turns (U Turn) with arrow .....	10
All Turns (U Turn) with arrow .....	10
All Turns (U Turn) with arrow .....	11
All Turns (U Turn) with arrow .....	11
All Vehicles .....	67
All Way .....	8
All Year .....	45
All-Terrain Trail .....	55
Alternate .....	41
Alternate .....	41, 50
Amphitheater .....	54
Archery .....	55
Area Closed Use Other Trails .....	62
Arrow .....	60
Arrow .....	64
At Signal (plaque) .....	18
ATVs .....	59
ATVS Not Allowed .....	59
Authorized Vehicles Only .....	13
Baby Changing Station (Men's Room) .....	57
Baby Changing Station (Women's Room) .....	57
Barricade .....	59
Baseball (For non-road use only) .....	55
Be Prepared to Stop .....	25, 34
Bear Viewing Area .....	51
Begin .....	10
Begin .....	41
Begin Higher Fines Zone .....	21
Begin Left Turn Lane .....	9
BEGIN ONE WAY .....	13
Begin Right Turn Lane .....	9
Begin Right Turn Lane Yield to Bikes .....	46
Begin, End Daytime Headlight Section .....	19
Begin, End Daytime Headlight Section .....	19
Bicycle Regulatory .....	46
Bicycle Regulatory .....	46
Bicycle Surface Condition .....	48
Bicycle Warning .....	30, 48

Bicycle Wrong Way .....	46
Bicycles May Use Full Lane .....	46
Big Marsh Wildlife Area (Any Message) .....	58
Bike Lane (plaques).....	46
Bike Lane (plaques).....	46
Bike Lane .....	46
Bike Push Button for Green Light (arrow).....	47
Bike Push Button for Green Light.....	47
Bike Route .....	50
Bike Route .....	50
Bike Route .....	50
Bike Route (plaque).....	50
Blasting Zone Ahead .....	37
Blinds and/or Decoys .....	58
Boat Navigation Arrow .....	64
Boat Ramp .....	52
Boundary Natural Resource Area Hunting is Allowed .....	66
Bridge .....	60, 64
Bridge Ahead .....	61
Bridge Closed .....	18
Bridge Ices Before Road .....	26
Bridge Marker Left.....	61
Bridge Marker Right .....	61
Bridge Out .....	18
Bump .....	26, 35, 48
Bus Lane (plaque) .....	9
Bus Stop .....	51
Business .....	41, 50
By-Pass .....	41
Campfires (For non-road use only) .....	51
Campsite .....	63
Canoeing .....	53
Cans or Bottles (For non-road use only) .....	51
Cardinal Direction .....	41, 50
Cardinal Direction .....	41, 50
Cardinal Direction .....	41, 50
Cardinal Direction .....	41, 50
Carry In Carry Out .....	67
Cattle Xing .....	70
Caution .....	60
Caution Ahead .....	60
Caution Deaf Children .....	68
Caution Minimum Maintenance Road .....	70
Center Lane (plaque) .....	9
Center Lane Closed Ahead .....	36
Chair Lift/Ski Lift .....	56
Check Your Speed .....	68
Chevron .....	22, 34
Circular Intersection .....	29
Citywide (plaque) .....	21
Climbing (For non-road use only) .....	55
Closed to Canada Goose Hunting .....	58
Combination Bike and Ped Crossing .....	30, 49
Combination Horizontal Alignment/Advisory Speed .....	22
Combination Horizontal Alignment/Advisory Speed Signs .....	22



Combination Horizontal Alignment/Intersection .....	22
Combination Horizontal Alignment/Intersection .....	22
Combination Horizontal Alignment/Intersection .....	22
Combination Horizontal Alignment/Intersection .....	22
Combination Horizontal Alignment/Intersection .....	22
Combination Horizontal Alignment/Intersection .....	22
Combination Junction (2 route signs) .....	41
Combined Speed Limit .....	20
Conservation Farm .....	68
Corral .....	55
County Route Sign .....	40
Cross Country Skiing .....	56
Cross Only at Crosswalks .....	16
Cross Only On Green .....	16
Cross Road .....	62
Cross Road (symbol) .....	29, 47
Cross Traffic Does Not Stop (plaque) .....	29
Crosswalk, Stop on Red .....	18
Cultural Interest Area .....	52
Dam .....	51
Dam .....	64
Danger (Insert) .....	67
Danger Dam Ahead .....	64
Danger Recirculating Currents .....	63
DARE Community .....	65
Dead End .....	24
Dead End (with Arrow) .....	25
Deaf Child Area .....	69
Deer Viewing Area .....	51
Deer Xing .....	70
Detour (with distance) .....	37
Detour (with arrow) .....	38
Dip .....	26, 35, 48
Directional Arrow .....	42, 44, 50
Directional Arrow .....	42, 44, 50
Directional Arrow .....	42, 44, 50
Directional Arrow .....	42
Directional Arrow .....	42, 50
Directional Arrow .....	42, 50
Directional Arrow .....	42, 50
Directional Arrow .....	42, 50
Dirt Road .....	68
Disabled Parking Only .....	69
Disabled Parking Only Improper Use \$200 Fine .....	69
Disabled Parking State Permit Required .....	69
Disabled Parking State Permit Required .....	69
Disabled Van Accessible .....	69
Disabled Van Accessible .....	69
Divided Highway .....	24, 35
Divided Highway Crossing .....	13
Divided Highway Crossing .....	13
Divided Highway Ends .....	24, 35
Diving .....	53
Do Not Block Intersection .....	17
Do Not Drive on Shoulder .....	12

Do Not Enter .....	12, 60
Do Not Enter Flooded .....	65
Do Not Pass .....	11, 46
Do Not Pass on Shoulder .....	12
Dog Sledding .....	56
Double Arrow .....	24, 36
Double Reverse Curve (1 lane) .....	38
Double Reverse Curve (2 lanes) .....	38
Double Reverse Curve (3 lanes) .....	38
Double Side Roads (symbol) .....	29
Downhill Skiing .....	56
Downward Diagonal Arrow (plaque) .....	33, 49
Dragoon Trail .....	68
Draw Bridge .....	25
Drinking Water .....	53
Driver Education .....	70
Driving Tour .....	55
Electrical Hook-Up .....	54
Emergency Parking Only .....	16
Emergency Signal - Stop on Flashing Red (overhead) .....	17
Emergency Signal - Stop on Flashing Red .....	17
Emergency Signal .....	17
Emergency Signal Ahead (plaque) .....	30
Emergency Snow Route .....	15
Emergency Snow Route .....	69
Emergency Stopping Only .....	16
Emergency Vehicle .....	30
End .....	10
End .....	41
End Blasting Zone .....	37
End County Maintenance .....	68
End Higher Fines Zone .....	21
END ONE WAY .....	13
End Reverse Lane .....	10
End Road Work .....	38
End School Speed Limit .....	45
End School Zone .....	45
Engine Brake Ordinance Enforced .....	67, 68
Entering Roadway Added Lane .....	28, 34
Entering Roadway Merge .....	28, 34
Equestrian .....	31
Except on Shoulder .....	15
Except Right Turn (Plaque).....	8
Except Sundays and Holidays .....	15
Exempt (plaque) .....	31
Exercise/Fitness .....	55
Exit .....	63
Expressway Ends .....	25
Expressway Ends XX Miles .....	25
Fallen Rocks .....	26, 36
Falling Rocks (For non-road use only) .....	51
Farm Machinery .....	70
Farm Vehicle .....	30
Farm Vehicle .....	30
Fee Station .....	14

Fender Bender Move Vehicles .....	20
Fines Double (plaque) .....	21
Fines Higher (plaque) .....	21
Fire Extinguisher .....	67
Fire Extinguisher (For non-road use only) .....	51
Fire Station .....	70
Firewood Cutting (For non-road use only) .....	54
First Aid .....	53
Fish Cleaning (For non-road use only) .....	53
Fish Hatchery .....	52
Fish Ladder (For non-road use only) .....	53
Fishing Area .....	53
Flag .....	71
Flagger (symbol) .....	37
Flood Area Ahead .....	69
Flood Gauge .....	27
Fog Area .....	27
Forest Route .....	40
Freeway Ends .....	25
Freeway Ends XX Miles .....	25
Fresh Oil (Tar) .....	37
Fueled With 85% Ethanol.....	71
Golf Cart .....	30
Golfing (For non-road use only) .....	55
Grade Crossing (Crossbuck).....	47
Grade Crossing Advance Warning.....	31
Grade Crossing Advance Warning.....	31
Grade Crossing Advance Warning.....	31, 48
Grade Crossing Advance Warning.....	32
Gravel (plaque) .....	24
Gravel Ends .....	68
Gravel Ends XX Mile .....	68
Grocery Store .....	53
Grooved Pavement .....	27, 36
Gusty Winds Area .....	27
Hairpin Curve .....	22
Handicapped .....	31
Hang Gliding .....	55
Hazardous Material .....	19
Hazardous Material .....	19
Hazardous Materials .....	66
Hazardous Materials .....	66
Hidden Driveway .....	68
Hiking .....	63
Hiking Trail .....	54
Hill .....	23, 35
Hill .....	48
Hill Blocks View .....	24
Hill with Grade .....	23
Horizontal Alignment/Advisory Exit Speed .....	23
Horizontal Alignment/Advisory Ramp Speed .....	23
Horse Trail .....	54
Horse-Drawn Vehicle .....	30
HOV 2+ (plaque) .....	9
Ice .....	26

Ice Fishing .....	56
Ice Skating .....	56
Impassable During High Water .....	69
Improper Use \$200 Fine .....	70
In-Line Skating .....	55
In-Street Ped Crossing .....	20, 45
Interpretive Trail .....	55
Interstate Route Sign .....	40
Iowa Fish Habitat Program .....	67
Iowa Mormon Trails.....	70
Iowa Shape (Any Message) .....	58
Iowa Shape (Blank) .....	58
Junction .....	41
Keep Left .....	11, 61
Keep Off Median .....	18
Keep Right .....	11, 46, 60
Keep Right Except to Pass .....	12, 46
Kennel .....	54
Lane Designation .....	42
Lane Ends .....	28, 34
Lane Ends Merge Left (Right) .....	28, 36
Lane(s) Closed (with distance) .....	37
Launch ID(#) and Distance( ) .....	63
Laundromat .....	54
Left (Right) Lane Ends .....	28, 36
Left (Right) Turn Signal.....	17
Left Lane (plaque) .....	9
Left on Green Arrow Only .....	17
Left Turn Yield on Flashing Red Arrow After Stop .....	18
Left Turn Yield on Green.....	17
Level B Service Enter at Your Own Risk .....	69
Library .....	44
Lifejackets (For non-road use only) .....	53
Light Rail Activated Blank-Out Symbol.....	32
Lighthouse .....	51
Lights On When Using Wipers or Raining .....	19
Limited Sight Distance .....	69
Litter Receptacle .....	54
Loading Zone .....	15
Lockers/Storage (For non-road use only) .....	53
Look .....	47
Lookout Tower .....	51
Loose Gravel .....	26, 35
Low Clearance .....	24, 70
Low Clearance (with arrows) .....	24, 36, 49
Low Ground Clearance (plaque).....	32
Low Ground Clearance.....	32
Low Shoulder .....	26, 35
Mandatory Movement (1 lane) .....	8
Mandatory Movement (text) .....	9
Mandatory Movement Thru .....	9
Marina .....	52
Masonic Symbol .....	65
Mechanic .....	53
Men .....	65

Men (Negative Print) .....	66
Men's Restroom .....	56
Merge .....	28, 34
Metal Bridge Deck .....	27
Minimum Maintenance Road Ahead .....	68
Minimum Speed Limit (plaque) .....	20
Mon-Fri .....	45
MON-FRI (and times) (plaque) .....	18
Motorboating .....	52
Motorcycle (plaque) .....	27, 36
Movement Prohibition .....	8, 9
Mowing Ahead .....	37
Narrow Bridge .....	24, 35, 48
Narrow Keep Left .....	11
Narrow Keep Right .....	11
National Network .....	19
National Scenic Byways .....	43
Nature Study Area .....	52
Neighborhood (plaque) .....	21
Neighborhood Watch Area .....	65
New (plaque) .....	33
New Traffic Pattern Ahead .....	27, 38
Next Crossing (plaque) .....	32
Next XX Feet (plaque) .....	33
Next XX Miles (plaque) .....	23, 35
Night Speed Limit (plaque) .....	20
No Bicycles .....	12, 46
No Camping .....	63
No Center Line .....	26, 36
No Commercial Vehicles .....	12
No Drug Zone .....	65
No Dumping Allowed .....	66
No Equestrians .....	13, 47
No Gates or Lights (plaque) .....	32
No Hitch Hiking .....	16
No Hitchhiking (symbol) .....	16
No Hunting .....	66
No Left Turn .....	70
No Left Turn Across Tracks .....	8
No Merge Area (plaque) .....	28, 34
No Motor Vehicles .....	12, 46
No Motor-Driven Cycles .....	13
No Non-Motorized Traffic .....	12
No Outlet .....	25
No Outlet (with Arrow) .....	25
No Parking .....	15, 62
No Parking (symbol) .....	15
No Parking Bike Lane .....	46
No Parking During Snow Removal .....	69
No Parking Except on Shoulder .....	15
No Parking on Pavement .....	15
No Parking/Restricted Parking (combined sign) .....	15
No Parking w/Double Arrow .....	62
No Passing Zone (pennant) .....	28, 36
No Pedestrian Crossing (symbol) .....	13, 16, 46

No Pedestrian Crossing .....	16
No Pedestrians .....	13
No Pedestrians or Bicycles .....	13
No Pedestrians, Bicycles, Motor-Driven Cycles .....	13
No Portage Trail Ahead .....	63
No Portage Trail Left .....	63
No Portage Trail Right .....	63
No Right Turn .....	70
No Shooting Within 200 Yards of Occupied Buildings .....	58
No Shoulder .....	27, 36
No Skaters .....	13, 47
No Smoking .....	65, 74
No Snow Removal .....	68
No Stopping Except on Shoulder .....	16
No Stopping on Pavement .....	16
No Train Horn (plaque).....	32, 48
No Train Horn .....	32
No Trespassing .....	67
No Trespassing Level C Service .....	69
No Trucks .....	12
No Turn on Red .....	17
No Turn on Red Except From Right Lane .....	17
No Turn on Red From This Lane .....	17
No Turns .....	8
No U-Turn .....	8
No Vehicles Beyond This Point .....	67
No Vehicles with Lugs .....	12
No Weapons Allowed .....	76
Non-Vehicular Warning (Bear) .....	31
Non-Vehicular Warning (Bighorn Sheep) .....	31
Non-Vehicular Warning (Cow) .....	31
Non-Vehicular Warning (Deer) .....	31
Non-Vehicular Warning (Donkey) .....	31
Non-Vehicular Warning (Elk) .....	31
Non-Vehicular Warning (Moose) .....	31
Non-Vehicular Warning (Sheep) .....	31
Non-Vehicular Warning (Wild Horse) .....	31
Not a Through Street .....	69
Not An Exit .....	67
Notice .....	33
Notice Alcohol Is Not Permitted On Site .....	62
Number of Tracks (plaque) .....	47
Off-Interstate Route Sign.....	40
Off-Road Vehicle Trail .....	54
OffSet Side Roads .....	29
On Bridge .....	15
On Pavement .....	15
On Ramp (plaque) .....	36
On Tracks .....	15
Oncoming Traffic Does Not Stop (plaque) .....	29
Oncoming Traffic Has Extended Green .....	29
Oncoming Traffic May Have Extended Green .....	29
One Lane Bridge .....	24, 35
One Lane Road (with distance) .....	37
One Way .....	13

One-Direction Large Arrow .....	22, 34, 47
Optional Movement (1 lane) .....	9
Overhead Ped Crossing .....	20
Parallel Parking Only .....	67
Park - Ride .....	43
Park Boundary Respect Private Property .....	66
Parking .....	56
Parking Area .....	43
Parking Restrictions .....	14, 15
Pass With Care .....	11, 46
Path Narrows.....	48
Paved (plaque) .....	24
Pavement Ends .....	26, 35, 48
Pedestrian Crossing .....	31, 49
Pedestrian Signs .....	16, 17
Pedestrian Signs and Plaques.....	16, 17, 47
Perimeter Trail .....	62
Permanent Road Closure .....	71
Pets on Leash (For non-road use only) .....	51
Photo Enforced (plaque) .....	33
Photo Enforced (symbol plaque) .....	33
Pick-Up Trucks .....	52
Picnic Area .....	63
Picnic Shelter .....	53
Picnic Site .....	54
Pilot Car Follow Me .....	38
Playground .....	31, 49
Please Alternate .....	69
Point of Interest .....	51
Portage Trail Ahead .....	63
Portage Trail Left .....	63
Portage Trail Right .....	63
Post Office .....	53
Practice Track .....	62
Project Funded .....	67
Public Access - Iowa Shape - (Any Message) - Dept of Natural Resources .....	58
Public Access - Iowa Shape - (Blank) - Dept of Natural Resources .....	58
Public Area .....	73
Public Hunting Area .....	66
Push Button for 2 Seconds for Extra Crossing Time .....	17
Push Button To Turn On Warning Lights.....	17, 47
Radios (For non-road use only) .....	51
Ramp Meter Ahead .....	26
Ramp Metered When Flashing .....	26
Ramp Narrows .....	35
Ranger Station .....	53
Rattlesnakes (For non-road use only) .....	51
REAP Funded By .....	66
REAP Park Improvement .....	66
Recreational Vehicle Site .....	57
Recycling (For non-road use only) .....	52
Reduced School Speed Limit Ahead .....	45
Reduced Speed Ahead .....	67
Reduced Speed Limit Ahead .....	27, 34
Reserved Parking .....	69

Reserved .....	65
Restricted Bridge .....	71
Residential (plaque) .....	21
Respect Private Property .....	61
Rest Room .....	56, 63
Reverse Curve (2 or more lanes) .....	34
Reverse Curve (3 or more lanes) .....	34
Reversible Lane Control (post-mounted) .....	10
Reversible Lane Control (symbol) .....	10
Ride With Traffic (plaque).....	46
Right (Left) Lane Exit Only Ahead .....	28
Right Lane (plaque) .....	9
Right Lane Must Exit .....	9
Right on Red Arrow After Stop .....	18
Right Turn on Red Must Yield to U-Turn.....	18
Road (Street) Closed (with distance) .....	37
Road Closed - Local Traffic Only .....	18
Road Closed .....	18
Road Condition (plaques) .....	26
Road Machinery Ahead .....	37
Road May Flood .....	27, 36
Road Narrows .....	24, 35
Road Work (with distance) .....	36
Road Work Next XX Miles.....	38
Rock Collecting (For non-road use only) .....	55
Rock Ends .....	68
Rock Ends Ahead .....	68
Rough Crossing (plaque).....	32
Rough Road .....	26, 35
Roundabout (plaque) .....	29
Roundabout Circulation (plaque) .....	14
Roundabout Directional (2 chevrons) .....	14
Roundabout Directional (3 chevrons) .....	14
Roundabout Directional (4 chevrons) .....	14
Row .....	67
Rowboating .....	52
Runaway Truck Ramp (with arrow) .....	23
Runaway Truck Ramp XX Miles .....	23
Runaway Vehicles Only .....	12
Sailing .....	52
Sand (plaque) .....	24
Sanitary Station .....	53
School .....	45
School Bus .....	70
School Bus Stop Ahead .....	45
School Bus Turn Ahead .....	45
School Speed Limit XX When Flashing .....	45
Scuba Diving .....	52
Sea Plane .....	51
Seal Viewing .....	53
Share the Road (plaque) .....	33, 49
Shared-Use Path Restriction .....	47
Sharp Left Turn.....	61
Sharp Right Turn.....	61
Shoulder Closed .....	37



Shoulder Closed (with distance) .....	37
Shoulder Drop Off (symbol) .....	27, 36
Shoulder Drop-Off (plaque) .....	27, 36
Shoulder Ends .....	27, 36
Shoulder Work .....	37
Showers (For non-road use only) .....	53
Side Road (symbol) .....	29, 47, 48
Signal Ahead (symbol) .....	25, 34, 48
Single Arrow .....	60
Signs Not Posted for All Hazardous Chemicals .....	66
Skateboarding (For non-road use only) .....	55
Skewed Crossing.....	32, 48
Ski Jumping .....	56
Sledding .....	56
Sleeping Shelter (For non-road use only) .....	56
Slippery When Wet .....	26, 35
Slippery When Wet (plaque) .....	48
Slow .....	59, 60, 70
Slow 5 MPH No Dust.....	62
Slow Children .....	68
Slow Children at Play .....	68
Slow Moving Vehicle .....	37
Slow Moving Vehicle .....	70
Slow Traffic Ahead.....	38
Slow Vehicles Must Turn Out .....	12
Slow Vehicles Must Use Turn-Out Ahead .....	12
Slow Vehicles with XX or More Following Vehicles Must Use Turn-Out .....	12
Slower Traffic Keep Right .....	11, 46
Smoking (For non-road use only) .....	51
Snack Bar (For non-road use only) .....	51
Snow Tubing .....	56
Snowboarding .....	56
Snowmobile .....	31
Snowmobile Allowed .....	59
Snowmobile Not Allowed .....	59
Snowshoeing .....	56
Soft Shoulder .....	26, 35
Speed Hump.....	27
Speed Limit (English) .....	20
Speed Zone Ahead .....	67
Spelunking/Caves .....	55
Stable .....	54
State Permit Required .....	70
State Route Sign .....	40
Stay Back 50 Ft .....	65
Stay in Lane .....	12
Stay On Designated Routes.....	62
Stay on Trail .....	59
Stay on Trail (For non-road use only) .....	52
Steel Plate Ahead .....	36
Stop .....	8, 46, 60
Stop Ahead .....	60
Stop Ahead (symbol) .....	25, 34, 48
Stop Here for Pedestrians .....	20
Stop Here for Peds .....	20

Stop Here on Red .....	17
Stop Here on Red .....	17
Storage Space Symbol .....	32
Storage Space XX Feet Between Highway & Tracks Behind You.....	32
Storage Space XX Feet Between Tracks & Highway .....	32
Strollers (For non-road use only) .....	51
Student Driver.....	71
Surfacing Ends .....	68
Surfing .....	52
Survey Crew .....	37
Swimming .....	52
T Intersection .....	29, 48, 60
Taxi Lane (plaque) .....	9
Technical Rock Climbing .....	55
Temporary .....	41
Temporary .....	41
Tennis .....	55
Theater .....	54
This Side of Sign .....	15
This Vehicle Uses Ethanol .....	71
Times of Day .....	15
T-Intersection .....	60
To .....	41
To Oncoming Traffic ( Plaque).....	8
To Request Green Wait on Symbol .....	47
Tobacco Free Campus .....	74
Tornado Safe Room.....	72
TOT-LOT 100cc or Less .....	62
Tour Boat .....	53
Tow Away Zone (plaque) .....	15
Tow Away Zone (plaque) .....	15
Traffic Circle (plaque) .....	29
Traffic From Left (Right) Does Not Stop (plaque).....	29
Trail Closed .....	60
Trail Crossing .....	30
Trail Crossing (plaque) .....	30, 49
Trail Curve Left.....	61
Trail Curve Right.....	61
Trail Diamond (Green Blazer).....	61
Trail Diamond (Orange Blazer).....	61
Trail Shelter (For non-road use only) .....	54
Trail Temporarily Closed.....	62
Trail Y Left.....	60
Trail Y Right.....	60
Trailer Site.....	57
Trains May Exceed 80 MPH .....	32
Tramway .....	54
Trash Dumpster .....	54
Truck .....	30, 36, 41
Truck Crossing .....	30, 35
Truck Escape Ramp .....	23
Truck Rollover .....	22
Truck Route .....	19
Truck Speed Limit (plaque) .....	20
Trucks Over () Lbs Yield to Trucks On Bridge.....	71

Trucks Use Lower Gear (plaque) .....	23
Trucks Use Right Lane .....	11
Tunnel .....	51
Turn and Curve Warning .....	22, 34, 47
Turn Arrow (plaque) .....	33
Turn Off 2-Way Radio and Cell Phone .....	37
Turn On Headlights Next XX Miles .....	19
Turn On, Check Headlights .....	19
Turning Vehicles Yield to Peds .....	18
Two-Direction Large Arrow .....	29, 47
Two-Way Left Turn Only (overhead) .....	10
Two-Way Left Turn Only (post-mounted) .....	10
Two Way Trail .....	60
Two Way Trails.....	62
Two-Way Traffic .....	35
Type 1 Object Marker (Obstructions within the roadway) .....	39
Type 2 Object Marker (Obstructions adjacent to the roadway) .....	39
Type 2 Object Marker (Obstructions adjacent to the roadway) .....	39
Type 3 Object Marker (Obstructions adjacent to or within the roadway) .....	39, 49
Type 4 Object Markers (end of roadway).....	39
U and Left Turns with arrow .....	10, 11
Uneven Lanes .....	26, 35
Unless Otherwise Posted (plaque) .....	21
US Route Sign .....	40
Up-And-Out Left.....	61
Up-And-Out Right.....	61
Use Crosswalk (plaque).....	16
Use Lane with Green Arrow .....	17
Use Low Gear (plaque) .....	23
Use Next Crossing (plaque) .....	32
Utility Work Ahead .....	37
U-Turn Left .....	61
U-Turn Right.....	61
U-Turn Yield to Right Turn .....	18
Van Accessible .....	70
Van Accessible (plaque) .....	14
Viewing Area .....	51
Visitor Parking .....	69
Visitor Parking Only .....	67
Wading .....	53
Walk on Boardwalk (For non-road use only) .....	52
Walk on Left Facing Traffic .....	16
Walk-In Camp .....	57
Warning Bridge Ahead Safe For One Truck Only .....	71
Warning Dam Ahead XX Feet .....	63
Warning Dam Ahead XX Feet .....	63
Watch For Children .....	66
Watch For (Plow Symbol) .....	61
Water Over Road .....	69
Water Trail .....	63
Water Trail Rules .....	64
Water Trail Symbol .....	64
Waterskiing .....	52
Wear (Lifejacket Sym) .....	64
Weigh Station .....	19

Weight Limit .....	18
Weight Limit (with symbols) .....	18
When Children Are Present .....	45
When Flashing .....	45
When Flashing (plaque) .....	33
Wildlife Management Area .....	58
Wildlife Management Area Public Hunting .....	58
Wildlife Management Area Wildlife Refuge .....	58
Wildlife Viewing .....	54
Winter Recreational Area .....	56
Women .....	66
Women (Negative Print) .....	66
Women's Restroom .....	56
Wood Gathering (For non-road use only) .....	52
Workers .....	37
Wrong Way .....	12, 62
XX Feet .....	33, 37, 49
XX Ft .....	33, 49
XX MI Arrow Sign .....	64
XX Miles (2-line plaque) .....	33
XX Miles(1-line plaque) .....	33
XX MPH Speed Zone Ahead .....	27, 34
XX Vehicles Per Green Each Lane .....	20
XX Vehicles Per Green.....	20
XX% Grade (plaque) .....	23
XX% Grade, XX Miles (plaque) .....	23
Y Intersection .....	29, 48
Yield .....	8, 46, 60
Yield Ahead (symbol) .....	25, 34, 48, 60
Yield Here to Pedestrians .....	20
Yield Here to Peds .....	20
Y-Intersection Left .....	60
Y-Intersection Right .....	60





## *Spring 2019 Edition*

### **Printed by IPI Graphic Arts**

For information concerning any of your printing needs  
please contact: Phone: 1-800-332-7922  
Fax: 1-800-741-0390  
e-mail: [ipicustomerservice@iowa.gov](mailto:ipicustomerservice@iowa.gov)